

**FAG****7219-B-XL-MP-UB**

Angular contact ball bearing

Angular contact ball bearing 72..-B-XL-MP,
single row, X-life, solid brass cage**X-life**

Technical information

**Your current product variant**

Design variant	B	B
Sealing	Without	Not sealed
Cage	MP	Solid brass cage, ball guided
Tolerance class	PN	Normal (ISO 492:2023)
Dimensional / heat stabilization	S0	Rings dimensional stabilized up to 150°
Bearing with matched conditions for fitting in pairs	UB	Bearing set with smaller axial internal clearance than UA
Lubricant	Without	Bearing not greased

Main Dimensions & Performance Data

d	95 mm	Bore diameter
D	170 mm	Outside diameter
B	32 mm	Width
C _r	123.000 N	Basic dynamic load rating, radial
C _{0r}	106.000 N	Basic static load rating, radial
C _{ur}	6.400 N	Fatigue load limit, radial
n _G	6.700 1/min	Limiting speed
n _{gr}	4.450 1/min	Reference speed
≈m	2,98 kg	Weight



Mounting dimensions

$d_{a \min}$	107 mm	Minimum diameter of shaft shoulder
$D_{a \max}$	158 mm	Maximum diameter of housing shoulder
$D_{b \max}$	163 mm	Maximum diameter of housing shoulder
$r_{a \max}$	2,1 mm	Maximum fillet radius of shaft
$r_{a1 \max}$	1 mm	Maximum fillet radius of housing

Dimensions

r_{\min}	2,1 mm	Minimum chamfer dimension
$r_{1 \min}$	1,1 mm	Minimum chamfer dimension
D_1	141,5 mm	Shoulder diameter on outer ring wide side face
d_1	125,3 mm	Shoulder diameter on inner ring wide side face
a	71,6 mm	Distance between the apexes of the pressure cones
α	40 °	Contact angle






Temperature range

T_{\min}	-30 °C	Operating temperature min.
T_{\max}	150 °C	Operating temperature max.

Additional information

A_{\min}	32 μm	Axial clearance per set min.
Tol (+)	12 μm	Tolerance for axial clearance or preload per set

Characteristics

-  F_r Radial load
-  F_a Axial load in one direction
-  Grease Lubrication
-  Oil Lubrication
-  Not sealed