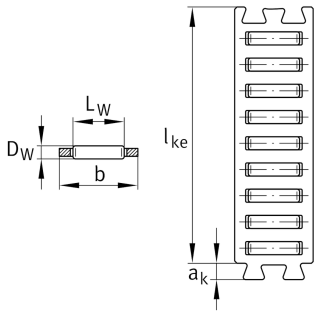
**FF2010**

Flat cage

flat cage, single row

Technical information

**Your current product variant**

Size code	2010
Rolling element sort	0-2

Main Dimensions & Performance Data

l_{ke}	32 mm	Length
D_W	2 mm	Rolling element diameter
b	10 mm	
C	21.300 N	Load capacity dyn.
C_0	61.900 N	Load capacity stat.
$\approx m$	2 g	Weight

Mounting dimensions

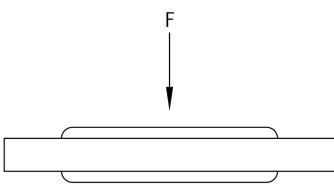
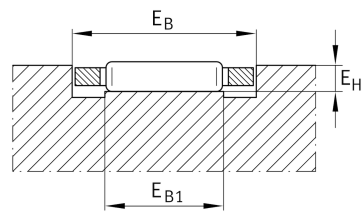
E_B	10,3 mm	
Tol E_B	+ 0,2 mm	Tolerance
E_{B1}	7 mm	Min.
E_H	1,7 mm	

Dimensions

L_W	6,8 mm	Length rolling element
a_k	2 mm	

Additional information

Z_e	7	Number of rolling elements per row
-------	---	------------------------------------





View product details on medias

16.06.2026, 01:59:58 UTC

SCHAEFFLER

Related products

J3525, S3525

Associated rail