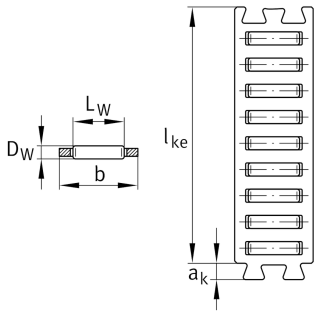
**FF2515**

Flat cage

flat cage, single row

Technical information

**Your current product variant**

Size code	2515
Rolling element sort	0-2

Main Dimensions & Performance Data

l_{ke}	45 mm	Length
D_W	2,5 mm	Rolling element diameter
b	15 mm	
C	32.700 N	Load capacity dyn.
C_0	92.300 N	Load capacity stat.
$\approx m$	3,8 g	Weight

Mounting dimensions

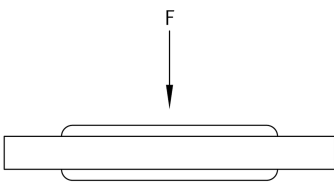
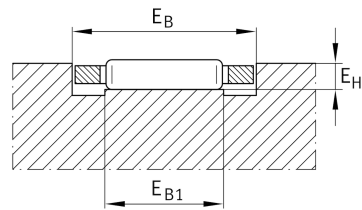
E_B	15,3 mm	
Tol E_B	+ 0,2 mm	Tolerance
E_{B1}	10 mm	Min.
E_H	2,2 mm	

Dimensions

L_W	9,8 mm	Length rolling element
a_k	2,5 mm	

Additional information

Z_e	8	Number of rolling elements per row
-------	---	------------------------------------





View product details on medias

30.04.2026, 17:14:27 UTC

SCHAEFFLER

Related products

J4025, S4025,
J5025, S5025

Associated rail