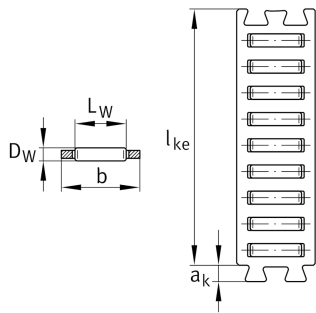
**FF3525**

Flat cage

flat cage, single row

Technical information

**Your current product variant**

Size code	3525
Rolling element sort	0-2

Main Dimensions & Performance Data

l_{ke}	75 mm	Length
D_W	3,5 mm	Rolling element diameter
b	25 mm	
C	64.700 N	Load capacity dyn.
C_0	177.300 N	Load capacity stat.
$\approx m$	16,6 g	Weight

Mounting dimensions

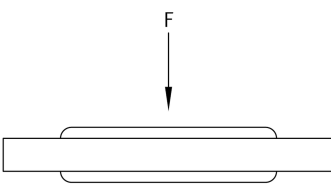
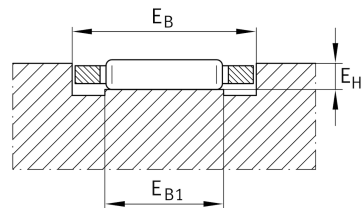
E_B	25,4 mm	
Tol E_B	+ 0,2 mm	Tolerance
E_{B1}	18 mm	Min.
E_H	3,2 mm	

Dimensions

L_W	17,8 mm	Length rolling element
a_k	3 mm	

Additional information

Z_e	10	Number of rolling elements per row
-------	----	------------------------------------





View product details on medias

30.04.2026, 20:51:45 UTC

SCHAEFFLER

Related products

J5530, S5530

Associated rail