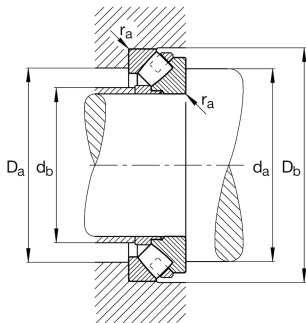
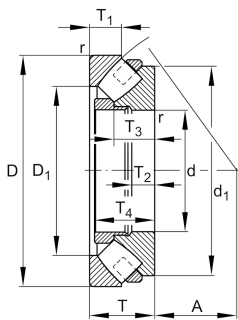


**FAG****294/900-E1-MB**

Axial spherical roller bearing

Axial spherical roller bearings 294...-E1, main dimensions to DIN 728/ISO 104, single direction, separable

Technical information

**Your current product variant**

Heat treatment	Standard	Standard
Cage	MB	Solid brass cage
Constricted width and inclination variation	Standard	

Main Dimensions & Performance Data

d	900 mm	Bore diameter
D	1.520 mm	Outside diameter
T	372 mm	Section height
C _a	25.500.000 N	Basic dynamic load rating, axial
C _{0a}	120.000.000 N	Basic static load rating, axial
C _{ua}	9.100.000 N	Fatigue load limit, axial
n _G	375 1/min	Limiting speed
n _{gr}	166 1/min	Reference speed
m	2.735,8 kg	Weight

Mounting dimensions

d _{a min}	1.215 mm	Minimum diameter shaft shoulder
D _{a max}	1.345 mm	Maximum diameter of housing shoulder
D _{b min}	1.555 mm	Minimum bore diameter housing
d _{b max}	969 mm	Maximum distance sleeve
r _{a max}	12 mm	Maximum recess radius











Dimensions

D ₁	1.137 mm	Bore diameter housing washer
d ₁	1.405 mm	Rip diameter shaft washer
r _{min}	15 mm	Minimum chamfer dimension
T ₁	186 mm	Height of the housing washer
T ₂	147 mm	Height of shaft washer
T ₃	251 mm	Height of the shaft washer
T ₄	360 mm	Height of shaft washer, inc. lip ring
A	518 mm	Distance of the center point

Temperature range

T _{min}	-30 °C	Operating temperature min.
T _{max}	200 °C	Operating temperature max.

Characteristics

	Radial load
	Axial load in one direction
	Grease Lubrication
	Oil Lubrication
	Not sealed
	Large bearing
	Static angular error and misalignment
	Dynamic angular error and misalignment