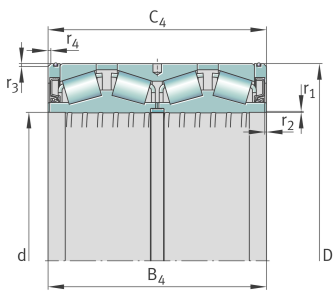


**FAG****F-802291.TR4-D1**

Tapered roller bearing

Tapered roller bearings, four-row, TQO-arrangement, sealed design

Technical information

**Your current product variant**

Tolerance class	ABMA4	Class 4 (ANSI/ABMA 19.2:2013)
Heat treatment	Standard	
Cage	Standard	Sheet steel cage, window cage, roller-guided
Axial internal clearance	A300-400	Axial internal clearance between 300 and 400 μm
Quality level	Standard	
Matched arrangement	TQO	TQO arrangement
Number of rows	4	Four-row design

Main Dimensions & Performance Data

d	509,948 mm	Bore diameter
D	654,924 mm	Outside diameter
B ₄	377 mm	Width of bearing inside
C ₄	379 mm	Width of bearing outside
C _r	6.200.000 N	Basic dynamic load rating, radial
C _{0r}	14.700.000 N	Basic static load rating, radial
C _{ur}	1.310.000 N	Fatigue load limit, radial
≈m	305 kg	Weight



Dimensions

$r_{1, 2 \text{ min}}$	2 mm	Minimum chamfer
$r_{3, 4 \text{ min}}$	5 mm	Minimum chamfer






Temperature range

T_{min}	-30 °C	Operating temperature min.
T_{max}	110 °C	Operating temperature max.

Calculation factors

e	0,37	Limiting value of F_a/F_r for the applicability of diff. Values of factors X and Y
Y_1	1,8	Dynamic axial load factor
Y_2	2,69	Dynamic axial load factor
Y_0	1,76	Static axial load factor

Characteristics

-  Radial load
-  Axial load in one direction
-  Axial load in two directions
-  Grease Lubrication
-  Sealed on both sides