

**FAG****33013-XL**

Tapered roller bearing

Tapered roller bearings 330, main dimensions  
acc. to DIN 720, separable**X-life**

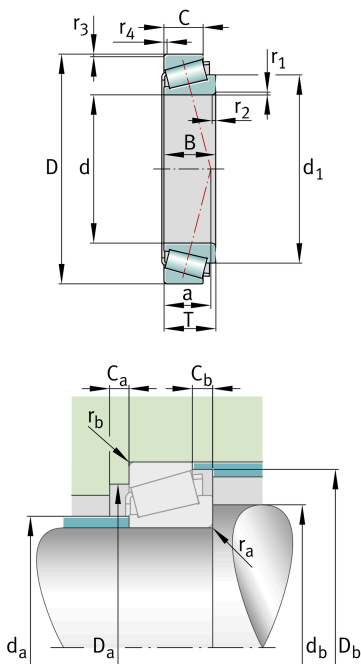
## Technical information

## Your current product variant

Tolerance class	P6X	Class 6X (ISO 492:2023)
Heat treatment	Standard	
Cage	Standard	Sheet steel cage, window cage, roller-guided
Internal design	Standard	
Quality level	XL	X-life
Number of rows	1	Single-row design

## Main Dimensions &amp; Performance Data

d	65 mm	Bore diameter
D	100 mm	Outside diameter
B	27 mm	Width, inner ring
C	21 mm	Width, outer ring
T	27 mm	Width, total
$C_r$	124.000 N	Basic dynamic load rating, radial
$C_{0r}$	161.000 N	Basic static load rating, radial
$C_{ur}$	27.000 N	Fatigue load limit, radial
$n_G$	8.300 1/min	Limiting speed
$n_{gr}$	4.300 1/min	Thermal speed rating
$m$	0,76 kg	Weight





### Mounting dimensions

$d_{a \max}$	72 mm	Maximum diameter of shaft shoulder
$d_{b \min}$	72 mm	Minimum diameter of shaft shoulder
$D_{a \min}$	89 mm	Minimum diameter of housing shoulder
$D_{a \max}$	93 mm	Maximum diameter of housing shoulder
$D_{b \min}$	96 mm	Minimum diameter of housing shoulder
$C_{a \min}$	5 mm	Minimum axial space
$C_{b \min}$	6 mm	Minimum axial space
$r_{a \max}$	1,5 mm	Maximum fillet radius of shaft
$r_{b \max}$	1,5 mm	Maximum fillet radius of housing

### Dimensions

$r_{1, 2 \min}$	1,5 mm	Minimum chamfer dimension of inner ring back face
$r_{3, 4 \min}$	1,5 mm	Minimum chamfer dimension of outer ring back face
$a$	21 mm	Distance between the apexes of the pressure cones
$d_1$	83,8 mm	Guidance rib diameter of inner ring

### Temperature range

$T_{\min}$	-30 °C	Operating temperature min.
$T_{\max}$	120 °C	Operating temperature max.

### Calculation factors

$e$	0,35	Limiting value of $F_a/F_r$ for the applicability of diff. Values of factors X and Y
$Y$	1,72	Dynamic axial load factor
$Y_0$	0,95	Static axial load factor

### Additional information




T2CE065

Comparative designation to ISO 10317 and ISO 355



### Characteristics

---

-  Radial load
-  Axial load in one direction
-  Grease Lubrication
-  Oil Lubrication
-  Not sealed