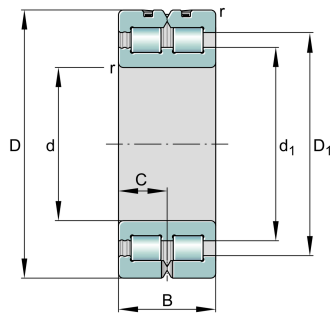
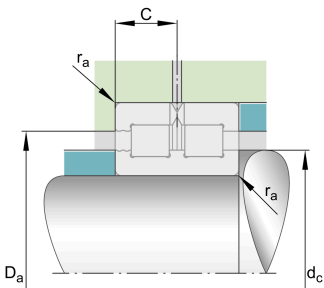
**SL014856**

Cylindrical roller bearing

Cylindrical roller bearings, locating bearing, double row, full complement cylindrical roller set, dimension series 48

Technical information



Your current product variant

Design	A	Internal Variant Cage
Radial internal clearance	CN (Group N)	Normal internal clearance
Tolerance class	PN	Normal (ISO 492:2023)
Number of rows	2	Double-row design

Main Dimensions & Performance Data

d	280 mm	Bore diameter
D	350 mm	Outside diameter
B	69 mm	Width
C_r	700.000 N	Basic dynamic load rating, radial
C_{0r}	1.820.000 N	Basic static load rating, radial
C_{ur}	201.000 N	Fatigue load limit, radial
n_G	980 1/min	Limiting speed
n_{gr}	570 1/min	Reference speed
m	15,074 kg	Weight

Mounting dimensions

$r_{a \max}$	2 mm	Maximum recess radius
$d_{a \min}$	306,8 mm	Minimum diameter shaft shoulder
$D_{a \max}$	326,5 mm	Maximum diameter of housing shoulder



Dimensions

r_{\min}	2 mm	Minimum chamfer dimension
d_1	306,8 mm	Maximum rib diameter inner ring
$D_1 \min$	326,4 mm	Minimum rib diameter outer ring
$d_{c \min}$	306,5 mm	Minimum shaft shoulder
C	34,5 mm	Distance to lubrication hole

Temperature range


T_{\min}	-30 °C	Operating temperature min.
T_{\max}	120 °C	Operating temperature max.

Additional information

NNC4856V

Bearing designation DIN5412

Characteristics



Radial load



Axial load in one direction



Axial load in two directions



Grease Lubrication



Oil Lubrication



Not sealed



Large bearing