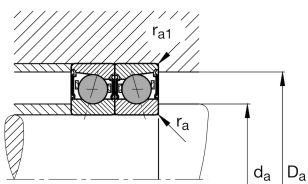
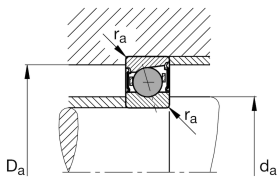
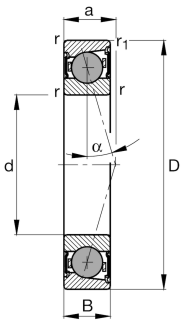


**FAG****HCB7002-E-2RSD-T-P4S-UL**

Spindle bearing

Spindle bearing HCB70...-E-2RSD, adjusted, in pairs or sets, contact angle $\alpha = 25^\circ$, with ceramic balls, lip seals on both sides, non-contact, restricted tolerances

Technical information



Your current product variant

Contact angle	E	Contact angle 25°
Type of seal	2RSD	Non-contact sealed on both sides and greased "for life"
Outer shape	Standard	Standard
Cage	T	Laminated fabric cage
Tolerance class	P4S	Tolerance class P4S, FAG standard better than P4 to DIN 620
Arrangement bearing set	U	Single bearing
Preload	L	Preload light

Main Dimensions & Performance Data

d	15 mm	Bore diameter
D	32 mm	Outside diameter
B	9 mm	Width
C_r	5.900 N	Basic dynamic load rating, radial
C_{0r}	2.210 N	Basic static load rating, radial
C_{ur}	178 N	Fatigue load limit, radial
n_G Grease	63.000 1/min	Limiting speed for grease lubrication
$\approx m$	0,028 kg	Weight



Mounting dimensions

d_a	19 mm	Diameter shaft shoulder
d_a	h12	Diameter shaft shoulder clearance
D_a	29 mm	Shoulder diameter outer ring
D_a	H12	Shoulder diameter outer ring clearance
$r_{a \max}$	0,3 mm	Maximum recess radius
$r_{a1 \max}$	0,1 mm	Maximum recess radius
a	10 mm	Distance between the apexes of the pressure cones

Dimensions

r_{\min}	0,3 mm	Minimum chamfer dimension
$r_{1 \min}$	0,3 mm	Minimum chamfer dimension
α	25 °	Contact angle

Temperature range

T_{\min}	-30 °C	Operating temperature min.
T_{\max}	80 °C	Operating temperature max.

Additional information

F_{VL}	20 N	Preload force light
F_{VM}	88 N	Preload force medium
F_{VH}	199 N	Preload force heavy
K_{aEL}	57 N	Lift-off force light
K_{aEM}	260 N	Lift-off force medium
K_{aEH}	600 N	Lift-off force heavy
c_{aL}	34 N/μm	Axial rigidity light
c_{aM}	59 N/μm	Axial rigidity medium
c_{aH}	80 N/μm	Axial rigidity heavy



Characteristics



Radial load



Axial load in one direction



Lifetime lubrication, freedom from maintenance



Grease Lubrication



Sealed on both sides