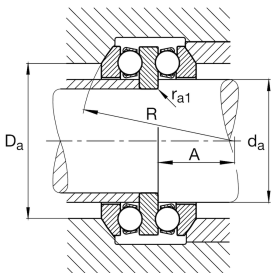


**FAG****54313**

Axial deep groove ball bearing

Axial deep groove ball bearing 543, double direction, with spherical housing washer, steel sheet metal cage

Technical information



Your current product variant

Cage	JP	Steel sheet metal
Tolerance class	PN	Tolerance class PN, acc. to DIN 620

Main Dimensions & Performance Data

d	50 mm	Inner diameter shaft washer
D	115 mm	Outer diameter housing washer
T ₂	70,6 mm	Height
C _a	105.000 N	Basic dynamic load rating, axial
C _{0a}	220.000 N	Basic static load rating, axial
C _{ua}	10.000 N	Fatigue load limit, axial
n _G	3.050 1/min	Limiting speed
n _{gr}	5.200 1/min	Reference speed
m	2,98 kg	Weight

Mounting dimensions

d _{a max}	60 mm	Maximum diameter shaft shoulder
D _{a max}	85 mm	Maximum diameter of housing shoulder
r _{a max}	1 mm	Maximum filled radius
r _{a1 max}	0,6 mm	Maximum filled radius



Dimensions

D ₁	67 mm	Inner diameter housing washer
B	15 mm	Height shaft washer
r _{min}	1,1 mm	Minimum chamfer dimension
r _{1 min}	0,6 mm	Minimum chamfer dimension
R	90 mm	Radius spherical housing washer
A	34,5 mm	Distance of the center point
T ₃	79 mm	Height with seat washer

Temperature range

T _{min}	-30 °C	Operating temperature min.
T _{max}	150 °C	Operating temperature max.







Calculation factors

A	0,32	Minimum load factor
---	------	---------------------

Additional information

U313 Seat washer

Characteristics

-  Axial load in one direction
-  Axial load in two directions
-  Grease Lubrication
-  Oil Lubrication
-  Not sealed
-  Static angular error and misalignment