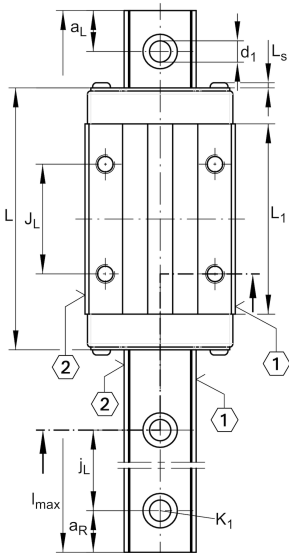
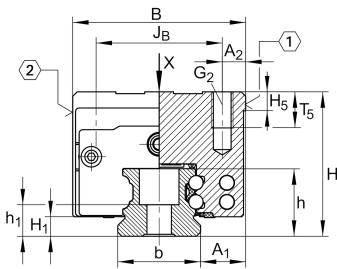


KWVE45-B-H [↗](#)

Recirculating ball bearing carriage

Carriages KWVE...-B-H, high, narrow carriage, four-row

Technical information

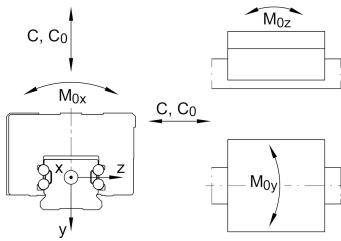


Your current product variant

Size code	45
Version	B
Carriage design	H High carriage

Main Dimensions & Performance Data

H	70 mm	Height system
B	86 mm	Width carriage
L	140,6 mm	Overall length carriage
C	69.000 N	Dynamic load rating
C ₀	141.000 N	Static load rating
M _{0x}	3.610 Nm	Static moment rating about X axis
M _{0y}	2.485 Nm	Static moment rating about Y axis
M _{0z}	2.485 Nm	Static moment rating about Z axis
≈m	3,36 kg	Weight



Mounting dimensions

A ₁	20,5 mm	Distance from locating edge on carriage to locating edge on guideway
J _B	60 mm	
b	45 mm	Width rail
A ₂	13 mm	Distance from locating edge to hole
L ₁	102,5 mm	
L _S	2,2 mm	
J _L	60 mm	
H ₁	9,7 mm	Free space, system dimension
H ₅	9,25 mm	
T ₅	17 mm	Thread depth
G ₂	M10	Fixing screws above (DIN ISO 4762-12.9)
G _{2 M_A}	83 Nm	Maximum tightening torque
A ₃	26,5 mm	Position lubrication connector
G ₃	M6	Lubrication connector
t _{G₃}	7 mm	Maximum permissible screw depth for lubrication connectors
A ₄	26,5 mm	Position lubrication connector
G ₄	M6	Lubrication connector
t _{G₄}	7 mm	Maximum permissible screw depth for lubrication connectors
J _{L6}	29,3 mm	Position lubrication connector

Additional information

VMKB_065	KWVE	Material name
----------	------	---------------