

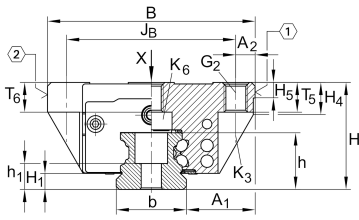


KWVE35-B-N [↗](#)

Recirculating ball bearing carriage

Carriages KWVE...-B-N, low carriage, four-row

Technical information

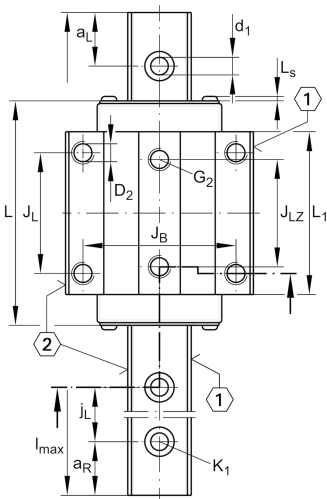


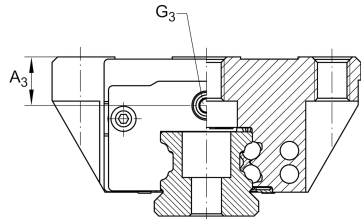
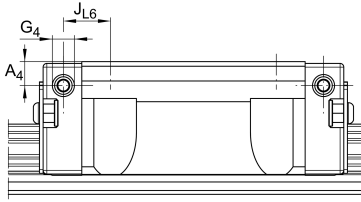
Your current product variant

Size code	35
Version	B
Carriage design	N Low carriage

Main Dimensions & Performance Data

H	44 mm	Height system
B	100 mm	Width carriage
L	112 mm	Overall length carriage
C	38.000 N	Dynamic load rating
C ₀	72.000 N	Static load rating
M _{0x}	1.465 Nm	Static moment rating about X axis
M _{0y}	1.020 Nm	Static moment rating about Y axis
M _{0z}	1.020 Nm	Static moment rating about Z axis
≈m	1,56 kg	Weight





Mounting dimensions

A ₁	33 mm	Distance from locating edge on carriage to locating edge on guideway
J _B	82 mm	
b	34 mm	Width rail
A ₂	9 mm	Distance from locating edge to hole
L ₁	80 mm	
L _S	1,65 mm	
J _L	62 mm	
J _{LZ}	52 mm	
H ₁	6,7 mm	Free space, system dimension
H ₄	10,3 mm	
H ₅	6,75 mm	
T ₅	13 mm	Thread depth
T ₆	8,3 mm	
G ₂	M10	Fixing screws above (DIN ISO 4762-12.9)
G ₂ M _A	41 Nm	Maximum tightening torque
K ₃	M8	Fixing screws below (DIN ISO 4762-12.9)
K ₃ M _A	41 Nm	Maximum tightening torque
K ₆	M8	Fixing screws below (DIN 7984-8.8)
K ₆ M _A	12 Nm	Maximum tightening torque
D ₂	8,6 mm	
A ₃	8,3 mm	Position lubrication connector
G ₃	M6	Lubrication connector
t _{G₃}	7 mm	Maximum permissible screw depth for lubrication connectors
A ₄	7 mm	Position lubrication connector
G ₄	M6	Lubrication connector
t _{G₄}	7 mm	Maximum permissible screw depth for lubrication connectors
J _{L6}	16 mm	Position lubrication connector



View product details on medias

15.06.2026, 23:12:21 UTC

SCHAEFFLER

Additional information

VMKB_065

KWVE

Material name