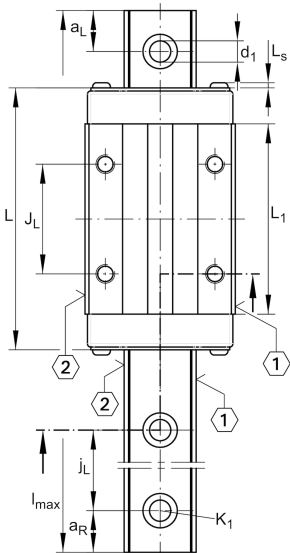


### KWVE15-B-S [↗](#)

Recirculating ball bearing carriage

Carriages KWVE...-B-S, narrow carriage, four-row

## Technical information

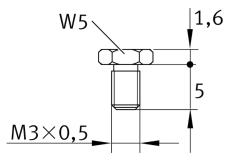
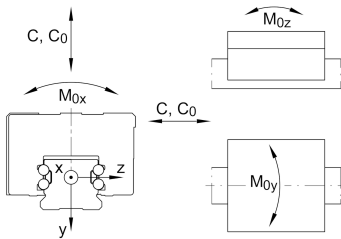


### Your current product variant

Size code	15
Version	B
Carriage design	S <span style="float: right;">Narrow Carriage</span>

### Main Dimensions & Performance Data

H	24 mm	Height system
B	34 mm	Width carriage
L	61,2 mm	Overall length carriage
C	7.200 N	Dynamic load rating
C <sub>0</sub>	14.500 N	Static load rating
M <sub>0x</sub>	150 Nm	Static moment rating about X axis
M <sub>0y</sub>	100 Nm	Static moment rating about Y axis
M <sub>0z</sub>	100 Nm	Static moment rating about Z axis
≈m	0,16 kg	Weight



S16

## Mounting dimensions

A <sub>1</sub>	9,5 mm	Distance from locating edge on carriage to locating edge on guideway
J <sub>B</sub>	26 mm	
b	15 mm	Width rail
A <sub>2</sub>	4 mm	Distance from locating edge to hole
L <sub>1</sub>	39,8 mm	
L <sub>S</sub>	1,3 mm	
J <sub>L</sub>	26 mm	
H <sub>1</sub>	4,3 mm	Free space, system dimension
H <sub>5</sub>	4,75 mm	
T <sub>5</sub>	6 mm	Thread depth
G <sub>2</sub>	M4	Fixing screws above (DIN ISO 4762-12.9)
G <sub>2 M<sub>A</sub></sub>	5 Nm	Maximum tightening torque
A <sub>3</sub>	4,3 mm	Position lubrication connector
G <sub>3</sub>	M3	Lubrication connector
t <sub>G<sub>3</sub></sub>	5,5 mm	Maximum permissible screw depth for lubrication connectors
A <sub>4</sub>	3,2 mm	Position lubrication connector
G <sub>4</sub>	M3	Lubrication connector
t <sub>G<sub>4</sub></sub>	5,5 mm	Maximum permissible screw depth for lubrication connectors
J <sub>L6</sub>	11,1 mm	Position lubrication connector

## Additional information

VMKB_065	KWVE	Material name
----------	------	---------------