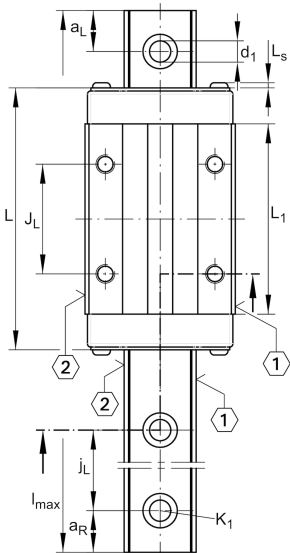
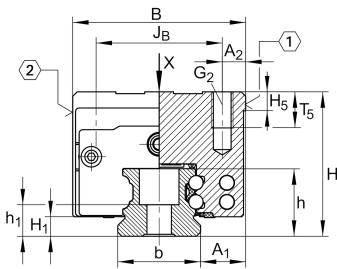


KWVE55-B-S [↗](#)

Recirculating ball bearing carriage

Carriages KWVE...-B-S, narrow carriage, four-row

Technical information

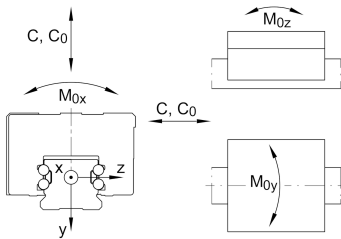
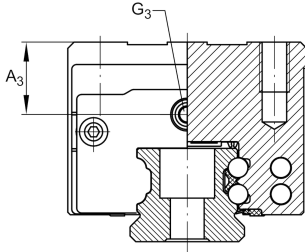


Your current product variant

Size code	55
Version	B
Carriage design	S Narrow Carriage

Main Dimensions & Performance Data

H	70 mm	Height system
B	100 mm	Width carriage
L	173,6 mm	Overall length carriage
C	104.000 N	Dynamic load rating
C ₀	213.000 N	Static load rating
M _{0x}	5.600 Nm	Static moment rating about X axis
M _{0y}	2.730 Nm	Static moment rating about Y axis
M _{0z}	2.730 Nm	Static moment rating about Z axis
≈m	4,35 kg	Weight



Mounting dimensions

A ₁	23,5 mm	Distance from locating edge on carriage to locating edge on guideway
J _B	75 mm	
b	53 mm	Width rail
A ₂	12,5 mm	Distance from locating edge to hole
L ₁	132 mm	
L _S	2,2 mm	
J _L	75 mm	
H ₁	13,5 mm	Free space, system dimension
H ₅	11,25 mm	
T ₅	15 mm	Thread depth
G ₂	M12	Fixing screws above (DIN ISO 4762-12.9)
G _{2 M_A}	140 Nm	Maximum tightening torque
A ₃	15 mm	Position lubrication connector
G ₃	M6	Lubrication connector
t _{G₃}	7 mm	Maximum permissible screw depth for lubrication connectors
A ₄	15 mm	Position lubrication connector
G ₄	M6	Lubrication connector
t _{G₄}	7 mm	Maximum permissible screw depth for lubrication connectors
J _{L6}	40,5 mm	Position lubrication connector

Additional information

VMKB_065	KWVE	Material name
----------	------	---------------