

**KWVE35-B-SL**

Recirculating ball bearing carriage

Carriages KWVE...-B-SL, narrow, long carriage, four-row

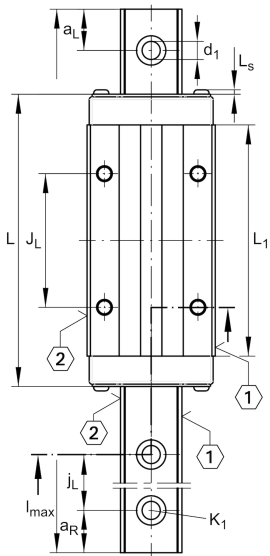
Technical information

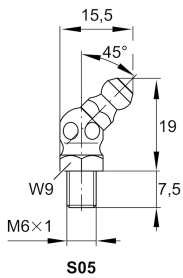
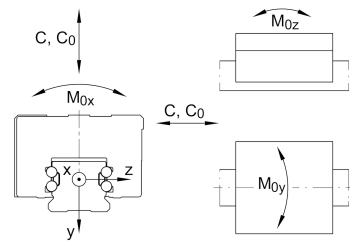
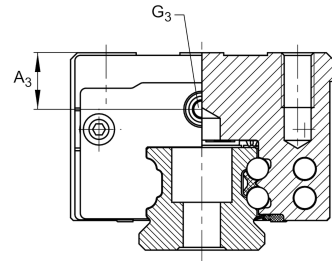
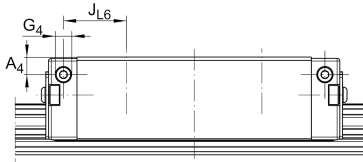
Your current product variant

| | |
|-----------------|---|
| Size code | 35 |
| Version | B |
| Carriage design | SL Narrow, long carriage |

Main Dimensions & Performance Data

| | | |
|-----------------|-----------|-----------------------------------|
| H | 48 mm | Height system |
| B | 70 mm | Width carriage |
| L | 145 mm | Overall length carriage |
| C | 47.500 N | Dynamic load rating |
| C ₀ | 100.000 N | Static load rating |
| M _{0x} | 2.625 Nm | Static moment rating about X axis |
| M _{0y} | 1.890 Nm | Static moment rating about Y axis |
| M _{0z} | 1.890 Nm | Static moment rating about Z axis |
| ≈m | 1,81 kg | Weight |





Mounting dimensions

| | | |
|------------------------------|---------|--|
| A ₁ | 18 mm | Distance from locating edge on carriage to locating edge on guideway |
| J _B | 50 mm | |
| b | 34 mm | Width rail |
| A ₂ | 10 mm | Distance from locating edge to hole |
| L ₁ | 113 mm | |
| L _S | 1,65 mm | |
| J _L | 72 mm | |
| H ₁ | 6,7 mm | Free space, system dimension |
| H ₅ | 6,75 mm | |
| T ₅ | 13,5 mm | Thread depth |
| G ₂ | M8 | Fixing screws above (DIN ISO 4762-12.9) |
| G _{2 M_A} | 41 Nm | Maximum tightening torque |
| A ₃ | 12,3 mm | Position lubrication connector |
| G ₃ | M6 | Lubrication connector |
| t _{G₃} | 7 mm | Maximum permissible screw depth for lubrication connectors |
| A ₄ | 11 mm | Position lubrication connector |
| G ₄ | M6 | Lubrication connector |
| t _{G₄} | 7 mm | Maximum permissible screw depth for lubrication connectors |
| J _{L6} | 27,5 mm | Position lubrication connector |

Additional information

| | | |
|----------|------|---------------|
| VMKB_065 | KWVE | Material name |
|----------|------|---------------|