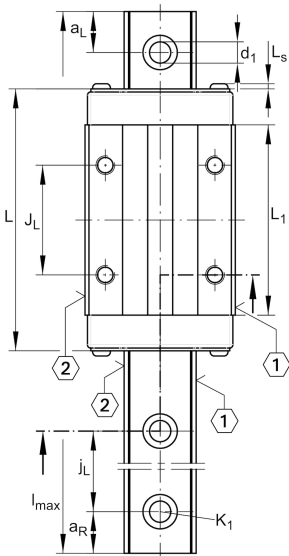
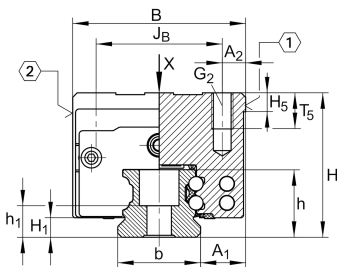
**KWVE30-B-SN**

Recirculating ball bearing carriage

Carriages KWVE...-B-SN, narrow, low carriage, four-row

Technical information

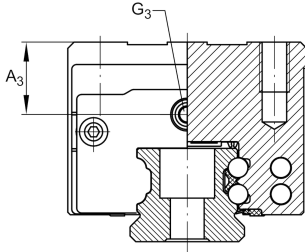


Your current product variant

Size code	30	
Version	B	
Carriage design	SN	Narrow, low carriage

Main Dimensions & Performance Data

H	38 mm	Height system
B	60 mm	Width carriage
L	99 mm	Overall length carriage
C	27.500 N	Dynamic load rating
C ₀	55.000 N	Static load rating
M _{0x}	970 Nm	Static moment rating about X axis
M _{0y}	700 Nm	Static moment rating about Y axis
M _{0z}	700 Nm	Static moment rating about Z axis
≈m	0,8 kg	Weight



Mounting dimensions

A ₁	16 mm	Distance from locating edge on carriage to locating edge on guideway
J _B	40 mm	
b	28 mm	Width rail
A ₂	10 mm	Distance from locating edge to hole
L ₁	72 mm	
L _S	1,65 mm	
J _L	40 mm	
H ₁	5,9 mm	Free space, system dimension
H ₅	6,25 mm	
T ₅	11 mm	Thread depth
G ₂	M8	Fixing screws above (DIN ISO 4762-12.9)
G _{2 M_A}	41 Nm	Maximum tightening torque
A ₃	7,5 mm	Position lubrication connector
G ₃	M6	Lubrication connector
t _{G₃}	7 mm	Maximum permissible screw depth for lubrication connectors
A ₄	4,95 mm	Position lubrication connector
G ₄	M5	Lubrication connector
t _{G₄}	7 mm	Maximum permissible screw depth for lubrication connectors
J _{L6}	21,5 mm	Position lubrication connector

Additional information

VMKB_065	KWVE	Material name
----------	------	---------------