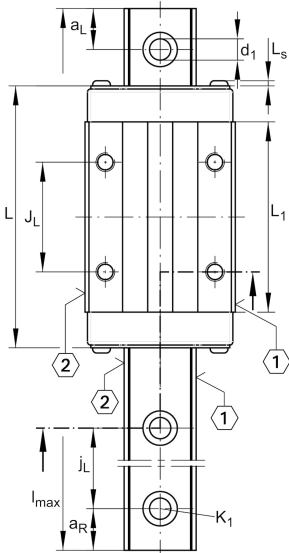
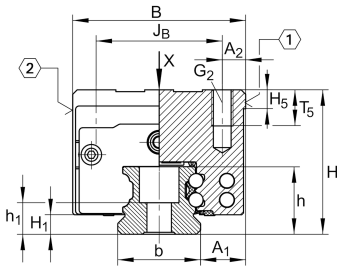
**KWVE35-B-SN**

## Recirculating ball bearing carriage

Carriages KWVE...-B-SN, narrow, low carriage, four-row

## Technical information

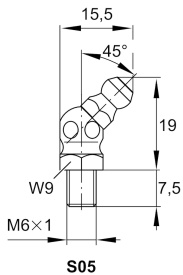
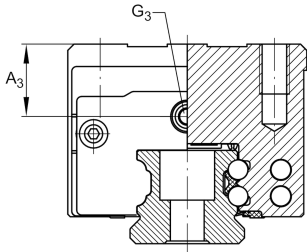
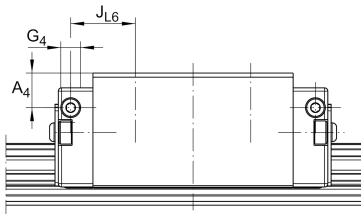


## Your current product variant

Size code	35
Version	B
Carriage design	SN <span style="margin-left: 100px;">Narrow, low carriage</span>

## Main Dimensions &amp; Performance Data

H	44 mm	Height system
B	70 mm	Width carriage
L	112 mm	Overall length carriage
C	38.000 N	Dynamic load rating
C <sub>0</sub>	72.000 N	Static load rating
M <sub>0x</sub>	1.465 Nm	Static moment rating about X axis
M <sub>0y</sub>	1.020 Nm	Static moment rating about Y axis
M <sub>0z</sub>	1.020 Nm	Static moment rating about Z axis
≈m	1,24 kg	Weight



## Mounting dimensions

A <sub>1</sub>	18 mm	Distance from locating edge on carriage to locating edge on guideway
J <sub>B</sub>	50 mm	
b	34 mm	Width rail
A <sub>2</sub>	10 mm	Distance from locating edge to hole
L <sub>1</sub>	80 mm	
L <sub>S</sub>	1,65 mm	
J <sub>L</sub>	50 mm	
H <sub>1</sub>	6,7 mm	Free space, system dimension
H <sub>5</sub>	6,75 mm	
T <sub>5</sub>	13,5 mm	Thread depth
G <sub>2</sub>	M8	Fixing screws above (DIN ISO 4762-12.9)
G <sub>2 M<sub>A</sub></sub>	41 Nm	Maximum tightening torque
A <sub>3</sub>	8,3 mm	Position lubrication connector
G <sub>3</sub>	M6	Lubrication connector
t <sub>G<sub>3</sub></sub>	7 mm	Maximum permissible screw depth for lubrication connectors
A <sub>4</sub>	7 mm	Position lubrication connector
G <sub>4</sub>	M6	Lubrication connector
t <sub>G<sub>4</sub></sub>	7 mm	Maximum permissible screw depth for lubrication connectors
J <sub>L6</sub>	22 mm	Position lubrication connector

## Additional information

VMKB_065	KWVE	Material name
----------	------	---------------