

KWVE25-B-SNL

Recirculating ball bearing carriage

Carriages KWVE...-B-SNL, narrow, low, long carriage, four-row

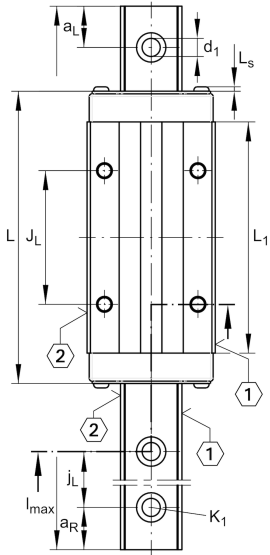
Technical information

Your current product variant

Size code	25
Version	B
Carriage design	SNL Narrow, low, long carriage

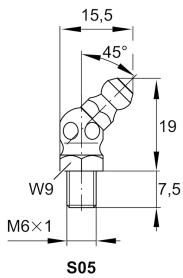
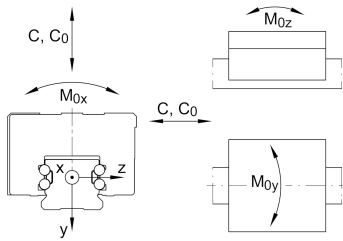
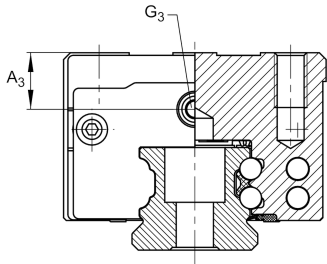
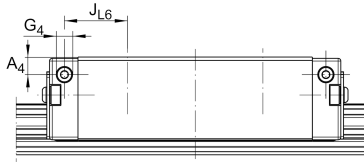
Main Dimensions & Performance Data

H	31 mm	Height system
B	48 mm	Width carriage
L	109,1 mm	Overall length carriage
C	23.400 N	Dynamic load rating
C ₀	54.000 N	Static load rating
M _{0x}	745 Nm	Static moment rating about X axis
M _{0y}	825 Nm	Static moment rating about Y axis
M _{0z}	825 Nm	Static moment rating about Z axis
≈m	0,62 kg	Weight





Mounting dimensions



A ₁	12,5 mm	Distance from locating edge on carriage to locating edge on guideway
J _B	35 mm	
b	23 mm	Width rail
A ₂	6,5 mm	Distance from locating edge to hole
L ₁	86,5 mm	
L _S	1,65 mm	
J _L	50 mm	
H ₁	5,1 mm	Free space, system dimension
H ₅	5,25 mm	
T ₅	7,5 mm	Thread depth
G ₂	M6	Fixing screws above (DIN ISO 4762-12.9)
G _{2 M_A}	17 Nm	Maximum tightening torque
A ₃	6 mm	Position lubrication connector
G ₃	M6	Lubrication connector
t _{G₃}	7 mm	Maximum permissible screw depth for lubrication connectors
A ₄	4 mm	Position lubrication connector
G ₄	M3	Lubrication connector
t _{G₄}	6 mm	Maximum permissible screw depth for lubrication connectors
J _{L6}	22,5 mm	Position lubrication connector

Additional information

VMKB_065	KWVE	Material name
----------	------	---------------