**KWVE30-B-SNL**

Recirculating ball bearing carriage

Carriages KWVE...-B-SNL, narrow, low, long carriage, four-row

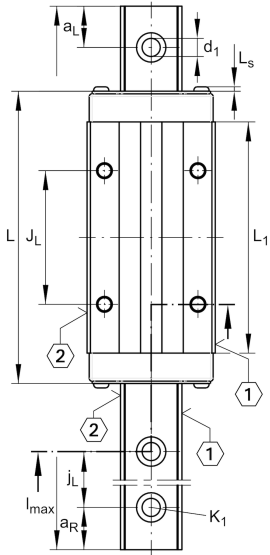
Technical information

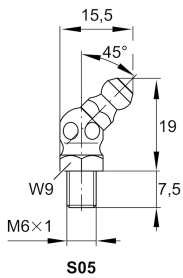
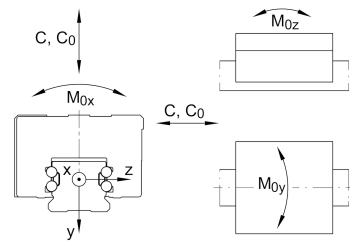
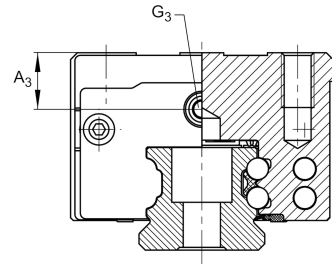
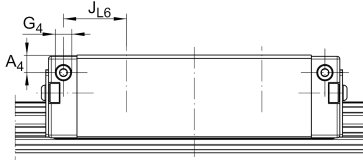
Your current product variant

Size code	30
Version	B
Carriage design	SNL Narrow, low, long carriage

Main Dimensions & Performance Data

H	38 mm	Height system
B	60 mm	Width carriage
L	127 mm	Overall length carriage
C	34.500 N	Dynamic load rating
C ₀	74.000 N	Static load rating
M _{0x}	1.310 Nm	Static moment rating about X axis
M _{0y}	1.240 Nm	Static moment rating about Y axis
M _{0z}	1.240 Nm	Static moment rating about Z axis
≈m	1,1 kg	Weight





Mounting dimensions

A ₁	16 mm	Distance from locating edge on carriage to locating edge on guideway
J _B	40 mm	
b	28 mm	Width rail
A ₂	10 mm	Distance from locating edge to hole
L ₁	100 mm	
L _S	1,65 mm	
J _L	60 mm	
H ₁	5,9 mm	Free space, system dimension
H ₅	6,25 mm	
T ₅	11 mm	Thread depth
G ₂	M8	Fixing screws above (DIN ISO 4762-12.9)
G _{2 M_A}	41 Nm	Maximum tightening torque
A ₃	7,5 mm	Position lubrication connector
G ₃	M6	Lubrication connector
t _{G₃}	7 mm	Maximum permissible screw depth for lubrication connectors
A ₄	4,95 mm	Position lubrication connector
G ₄	M5	Lubrication connector
t _{G₄}	7 mm	Maximum permissible screw depth for lubrication connectors
J _{L6}	25,1 mm	Position lubrication connector

Additional information

VMKB_065	KWVE	Material name
----------	------	---------------