


**FAG****N309-E-XL-M1>A** [↗](#)

Cylindrical roller bearing

Cylindrical roller bearing N3..-E-M1, with cage, single row, non-locating bearing, 0 ribs on outer ring, 2 rib on inner ring, type N3

## Technical information

**Your current product variant**

Cage	M1	Two Piece Brass Cage Roller Guided
Tolerance class	PN	Normal (ISO 492:2023)
Change mark	E	Increased Capacity Design
Radial internal clearance	CN (Group N)	Normal internal clearance
Number of rows	1	Single-row design

**Main Dimensions & Performance Data**

d	45 mm	Bore diameter
D	100 mm	Outside diameter
B	25 mm	Width
C <sub>r</sub>	116.000 N	Basic dynamic load rating, radial
C <sub>0r</sub>	99.000 N	Basic static load rating, radial
C <sub>ur</sub>	17.300 N	Fatigue load limit, radial
≈m	0,99 kg	Weight

**Mounting dimensions**

d <sub>a</sub>	54 mm	Diameter shaft shoulder
	54	Diameter shaft shoulder tolerance
D <sub>a</sub>	91 mm	Diameter of housing shoulder
	91	Diameter of housing shoulder tolerance

**Dimensions**





E	88,5 mm	Raceway diameter outer ring
---	---------	-----------------------------



### Temperature range

$T_{min}$	-30 °C	Operating temperature min.
$T_{max}$	150 °C	Operating temperature max.

### Characteristics

-  Radial load
-  Grease Lubrication
-  Oil Lubrication
-  Not sealed