



FAG

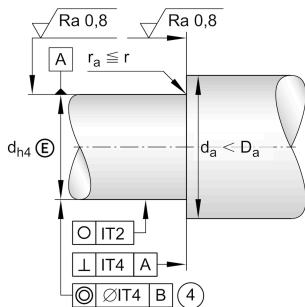
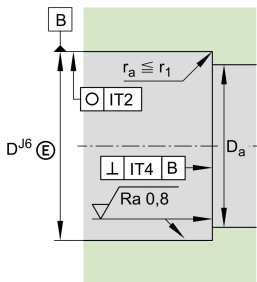
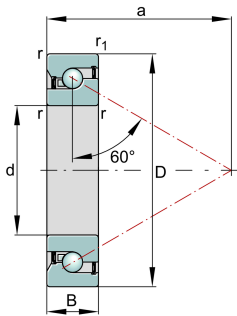
BSB60120-2Z-SU-XL

Axial angular contact ball bearing

Axial angular contact ball bearing BSB...2Z-SU-XL, single direction, no screw mounting

X-life

Technical information



Your current product variant

| | | |
|---------|----------|--------------------------------|
| Cage | Standard | Polyamide cage |
| Sealing | 2Z | Minimal gap seal on both sides |

Main Dimensions & Performance Data

| | | |
|--------------------------|-------------|---------------------------------------|
| d | 60 mm | Bore diameter |
| | 0 mm | Bore diameter upper tolerance |
| | -0,007 mm | Bore diameter lower tolerance |
| D | 120 mm | Outside diameter |
| | 0 mm | Outside diameter upper tolerance |
| | -0,008 mm | Outside diameter lower tolerance |
| B | 20 mm | Width |
| | 0 mm | Width upper tolerance |
| | -0,15 mm | Width lower tolerance |
| C _a | 71.000 N | Basic dynamic load rating, axial |
| C _{0a} | 196.000 N | Basic static load rating, axial |
| C _{ua} | 11.900 N | Fatigue load limit, axial |
| n _G Grease | 3.800 1/min | Limiting speed for grease lubrication |
| n _g | 2.300 1/min | Thermally safe operating speed |
| ≈m | 1,12 kg | Weight |



Mounting dimensions

| | | |
|-------|----------|-------------------------------|
| D_a | 100,5 mm | Diameter of housing |
| D_a | H12 | Diameter of housing clearance |
| d_a | 79,5 mm | Diameter shaft |
| d_a | h12 | Diameter shaft clearance |

Dimensions

| | | |
|-------------|--------|---|
| r_{min} | 1,5 mm | Minimum chamfer dimension |
| $r_{1 min}$ | 1,5 mm | Minimum chamfer dimension |
| a | 88 mm | Distance between the apexes of the pressure cones |
| α | 60 ° | Contact angle |

Temperature range

| | | |
|-----------|--------|----------------------------|
| T_{min} | -30 °C | Operating temperature min. |
| T_{max} | 120 °C | Operating temperature max. |

Additional information

| | | |
|----------|------------|---|
| M_R | 0,38 Nm | Bearing frictional torque |
| c_{aL} | 1.623 N/μm | Rigidity axial |
| | 3 μm | Axial runout |
| | ZM60 | Recommended INA precision locknut for radial locking |
| | AM60 | Recommended INA precision locknut for axial locking |
| M_A | 120 Nm | Tightening torque for the recommended INA precision locknut |
| | 20.020 N | Required locknut force axial |



Characteristics



Radial load



Axial load in one direction



Lifetime lubrication, freedom from maintenance



Grease Lubrication



Sealed on both sides