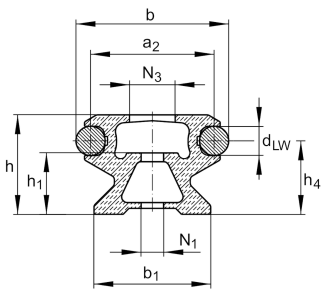
**LFS32-C**

Guideway

hollow section profile, with two raceway shafts; corrosion-resistant design possible

Technical information



Your current product variant

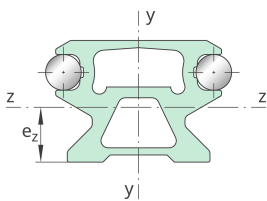
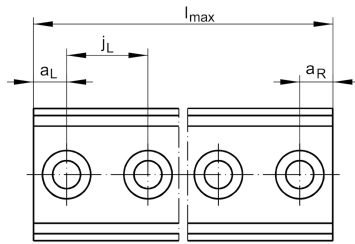
Size code	32
Design	C Hollow section profile

Main Dimensions & Performance Data

h	20 mm	Height
b	32 mm	Width
l_{max}	6.000 mm	Length maximum
I_y	18.305 mm ⁴	Second moment of area
I_z	10.072 mm ⁴	Second moment of area
LF_Q	261 mm ²	Cross-sectional area
W_y	1.165 mm ³	Wider resistance torque
W_z	995 mm ³	Wider resistance torque

Mounting dimensions

N_1	6,5 mm	Bore diameter
N_3	12 mm	Bore diameter





Dimensions

a ₂	26 mm	Distance
a _{L max}	116 mm	Distance
a _{L min}	11 mm	Distance
a _{R max}	116 mm	Distance
a _{R min}	11 mm	Distance
b ₁	24 mm	Width
d _{LW}	6 mm	Diameter
e _Z	10,1 mm	Distance
h ₁	12 mm	Height
h ₄	15 mm	Height
j _L	125 mm	Increment