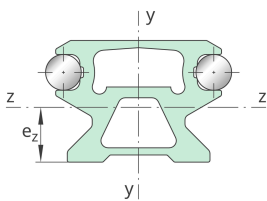
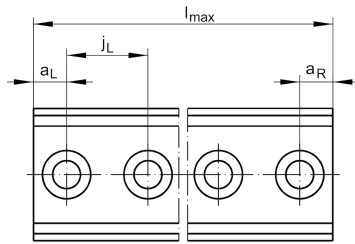
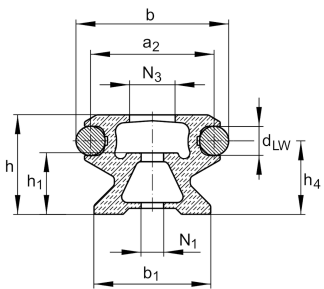
**LFS42-C**

Guideway

hollow section profile, with two raceway shafts; corrosion-resistant design possible

Technical information

**Your current product variant**

Size Code	42
Design	C Hollow section profile

Main Dimensions & Performance Data

h	20 mm	Height
b	42 mm	Width
l _{max}	6.000 mm	Length maximum
I _y	33.929 mm ⁴	Second moment of area
I _z	14.052 mm ⁴	Second moment of area
LF _Q	358 mm ²	Cross-sectional area
W _y	1.858 mm ³	Wider resistance torque
W _z	1.391 mm ³	Wider resistance torque

Mounting dimensions

N ₁	9 mm	Bore diameter
N ₃	15 mm	Bore diameter



Dimensions

a ₂	32 mm	Distance
a _{L max}	113 mm	Distance
a _{L min}	20 mm	Distance
a _{R max}	113 mm	Distance
a _{R min}	20 mm	Distance
b ₁	28 mm	Width
d _{LW}	10 mm	Diameter
e _Z	10,1 mm	Distance
h ₁	12 mm	Height
h ₄	12,6 mm	Height
j _L	125 mm	Increment