

IMAGE
COMING SOON**LFS86-C**

Guideway

hollow section profile, with two raceway shafts; corrosion-resistant design possible

Technical information

Your current product variant

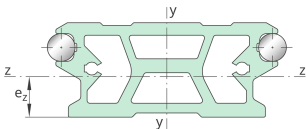
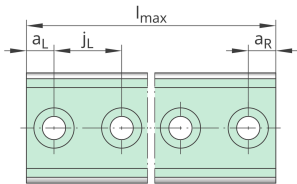
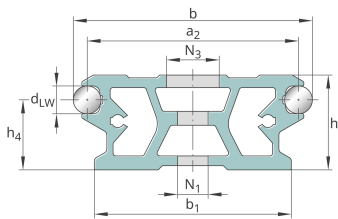
Size code	86	
Design	C	Hollow section profile

Main Dimensions & Performance Data

h	34 mm	Height
b	86 mm	Width
l _{max}	6.000 mm	Length maximum
I _y	613.720 mm ⁴	Second moment of area
I _z	155.160 mm ⁴	Second moment of area
LF _Q	1.185 mm ²	Cross-sectional area
W _y	16.587 mm ³	Wider resistance torque
W _z	8.866 mm ³	Wider resistance torque

Mounting dimensions

N ₁	13 mm	Bore diameter
N ₃	21 mm	Bore diameter





Dimensions

a ₂	76 mm	Distance
a _{L max}	235 mm	Distance
a _{L min}	17 mm	Distance
a _{R max}	235 mm	Distance
a _{R min}	17 mm	Distance
b ₁	71 mm	Width
d _{LW}	10 mm	Diameter
e _Z	17,5 mm	Distance
h ₁	21 mm	Height
h ₄	25,1 mm	Height
j _L	250 mm	Increment