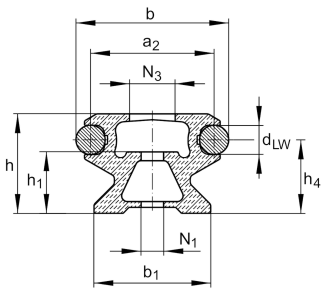
**LFS52-CE**

Guideway

hollow section profile, fixing hole spacing half of standard;
half of standard, with two raceway shafts;
corrosion-resistant design possible

Technical information



Your current product variant

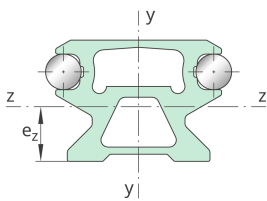
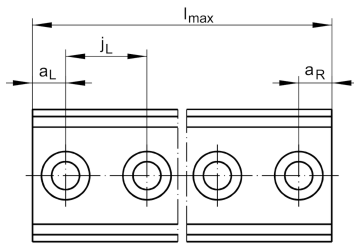
Size code	52	
Design	C	Hollow section profile
Location guideway	E	Fixing hole spacing half of standard

Main Dimensions & Performance Data

h	34 mm	Height
b	52 mm	Width
l_{max}	6.000 mm	Length maximum
I_y	113.821 mm ⁴	Second moment of area
I_z	74.878 mm ⁴	Second moment of area
LF _Q	649 mm ²	Cross-sectional area
W_y	4.896 mm ³	Wider resistance torque
W_z	4.378 mm ³	Wider resistance torque

Mounting dimensions

N_1	11 mm	Bore diameter
N_3	19 mm	Bore diameter





Dimensions

a ₂	42 mm	Distance
a _{L max}	110 mm	Distance
a _{L min}	17 mm	Distance
a _{R max}	110 mm	Distance
a _{R min}	17 mm	Distance
b ₁	40 mm	Width
d _{LW}	10 mm	Diameter
e _Z	17,1 mm	Distance
h ₁	21 mm	Height
h ₄	25,1 mm	Height
j _L	125 mm	Increment