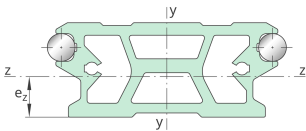
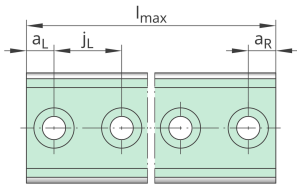
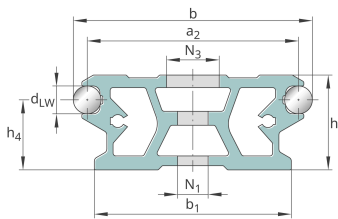


**LFS86-CE**

## Guideway

hollow section profile, fixing hole spacing  
half of standard, with two raceway shafts;  
corrosion-resistant design possible

## Technical information



## Your current product variant

Size code	86	
Design	C	Hollow section profile
Location guideway	E	Fixing hole spacing half of standard

## Main Dimensions &amp; Performance Data

h	34 mm	Height
b	86 mm	Width
l <sub>max</sub>	6.000 mm	Length maximum
I <sub>y</sub>	613.720 mm <sup>4</sup>	Second moment of area
I <sub>z</sub>	155.160 mm <sup>4</sup>	Second moment of area
LF Q	1.185 mm <sup>2</sup>	Cross-sectional area
W <sub>y</sub>	16.587 mm <sup>3</sup>	Wider resistance torque
W <sub>z</sub>	8.866 mm <sup>3</sup>	Wider resistance torque

## Mounting dimensions

N <sub>1</sub>	13 mm	Bore diameter
N <sub>3</sub>	21 mm	Bore diameter



### Dimensions

a <sub>2</sub>	76 mm	Distance
a <sub>L max</sub>	110 mm	Distance
a <sub>L min</sub>	17 mm	Distance
a <sub>R max</sub>	110 mm	Distance
a <sub>R min</sub>	17 mm	Distance
b <sub>1</sub>	71 mm	Width
d <sub>LW</sub>	10 mm	Diameter
e <sub>Z</sub>	17,5 mm	Distance
h <sub>1</sub>	21 mm	Height
h <sub>4</sub>	25,1 mm	Height
j <sub>L</sub>	125 mm	Increment