**LFS32-F**

Guideway

flat solid profile, with two raceway shafts;
corrosion-resistant design possible

Technical information

Your current product variant

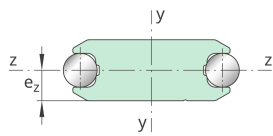
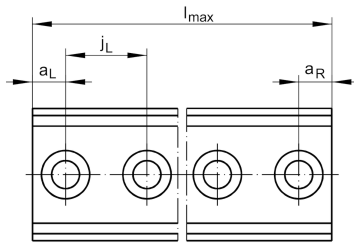
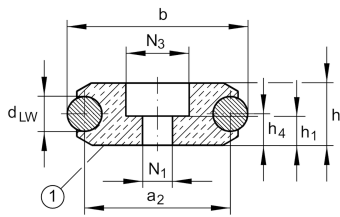
Size code	32	
Design	F	Flat solid profile

Main Dimensions & Performance Data

h	10 mm	Height
b	32 mm	Width
l _{max}	4.000 mm	Length maximum
I _y	11.300 mm ⁴	Second moment of area
I _z	2.190 mm ⁴	Second moment of area
LF _Q	230 mm ²	Cross-sectional area
W _y	810 mm ³	Wider resistance torque
W _z	438 mm ³	Wider resistance torque

Mounting dimensions

N ₁	6,5 mm	Bore diameter
N ₃	12 mm	Bore diameter





Dimensions

a ₂	26 mm	Distance
a _{L max}	116 mm	Distance
a _{L min}	11 mm	Distance
a _{R max}	116 mm	Distance
a _{R min}	11 mm	Distance
d _{LW}	6 mm	Diameter
e _Z	5 mm	Distance
h ₁	3,5 mm	Height
h ₄	5 mm	Height
j _L	125 mm	Increment