**LFS42-F**

## Guideway

flat solid profile, with two raceway shafts;  
corrosion-resistant design possible

## Technical information

## Your current product variant

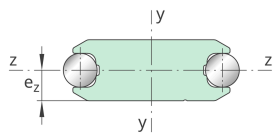
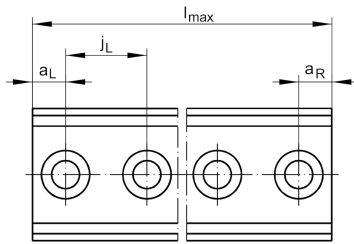
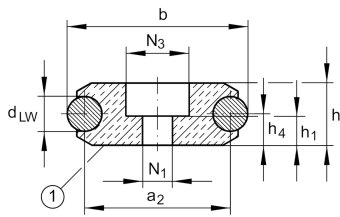
Size code	42	
Design	F	Flat solid profile

## Main Dimensions &amp; Performance Data

h	15 mm	Height
b	42 mm	Width
$l_{max}$	4.000 mm	Length maximum
$I_y$	29.280 mm <sup>4</sup>	Second moment of area
$I_z$	16.200 mm <sup>4</sup>	Second moment of area
LF <sub>Q</sub>	370 mm <sup>2</sup>	Cross-sectional area
$W_y$	1.864 mm <sup>3</sup>	Wider resistance torque
$W_z$	2.160 mm <sup>3</sup>	Wider resistance torque

## Mounting dimensions

$N_1$	9 mm	Bore diameter
$N_3$	15 mm	Bore diameter





### Dimensions

a <sub>2</sub>	32 mm	Distance
a <sub>L max</sub>	51 mm	Distance
a <sub>L min</sub>	17 mm	Distance
a <sub>R max</sub>	51 mm	Distance
a <sub>R min</sub>	17 mm	Distance
d <sub>LW</sub>	10 mm	Diameter
e <sub>Z</sub>	7,5 mm	Distance
h <sub>1</sub>	8 mm	Height
h <sub>4</sub>	7,5 mm	Height
j <sub>L</sub>	125 mm	Increment