

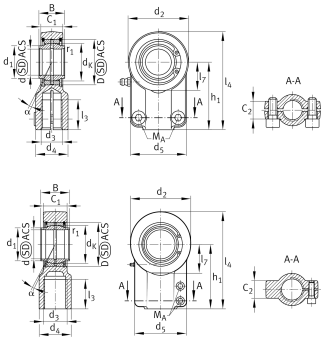
**GIHNRK90-LO**

## Rod end



Hydraulic rod end, with thread clamping device, right hand thread, requiring maintenance, sliding contact surface: steel/steel, DIN 24338 ISO 6982, open design

## Technical information

**Your current product variant**

Clampable	Clampable
Maintenance	Maintenance required
Lubrication nipple	DIN71412-AM6 (tapered grease nipple)
Slotted	Slotted, one side
Thread Pitch	Right-hand thread
Sealing	Without
Radial internal clearance	CN (Group N)      Normal internal clearance
Mounting	Internal thread clampable

**Main Dimensions & Performance Data**

$C_r$	635.000 N	Basic dynamic load rating, radial
$C_{0r}$	818.000 N	Basic static load rating, radial
d	90 mm	Bore diameter bearing
$d_2$	185 mm	Outer eye diameter
$l_4$	296 mm	Total length internal thread head
D	130 mm	Outside diameter bearing
B	90 mm	Width inner ring
$\approx m$	17,17 kg	Weight



## Dimensions

$\alpha$	4 °	Tilt angle
C <sub>1</sub>	72 mm	Width of the rod end
C <sub>2</sub>	52 mm	Width
d <sub>K</sub>	115 mm	Ball diameter
d <sub>3</sub>	M72x3	Thread size
d <sub>4</sub>	100 mm	Shank diameter
d <sub>5</sub>	160 mm	Shank diameter, large
d <sub>7</sub>	M20x50	Diameter screw clamp
h <sub>1</sub>	195 mm	Shank Length Internal thread head
l <sub>3</sub>	91 mm	Thread length Internal thread
l <sub>7</sub>	85 mm	Distance drilling with/shaft start
d <sub>UT</sub>	0 mm	Bore diameter bearing, lower tolerance
d <sub>T</sub>	H7	Bore diameter bearing, tolerance
d <sub>OT</sub>	0,035 mm	Bore diameter bearing, upper tolerance
B <sub>UT</sub>	-0,35 mm	Width inner ring, lower tolerance
B <sub>OT</sub>	0 mm	Width inner ring, upper tolerance
M <sub>A</sub>	385 Nm	Tightening torque
F <sub>Z</sub>	400.000 N	Cylinder Force
G <sub>r</sub>	CN	Radial Clearance
G <sub>rmin</sub>	0,036 mm	Radial clearance, minimum
G <sub>rmax</sub>	0,142 mm	Radial clearance, maximum

## Mounting dimensions








r <sub>1smin</sub>	1 mm	Edge Spacing
d <sub>1</sub>	99 mm	Outer flange diameter inner ring



### Temperature range

$T_{min}$	-60 °C	Operating temperature min.
$T_{max}$	200 °C	Operating temperature max.

### Characteristics

-   $F_r$  Radial load
-   $F_a$  Axial load in one direction
-   $F_a$  Axial load in two directions
-  Grease Lubrication
-  Not sealed
-  Static angular error and misalignment
-  Dynamic angular error and misalignment