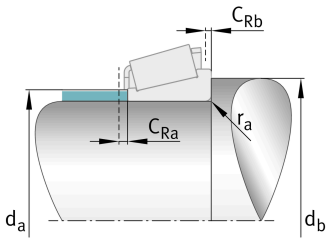
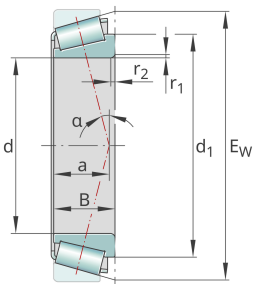


**FAG****K497**

Tapered roller bearing

Tapered roller bearings without outer ring
(Cone) K-Series, in inch sizes

Technical information



Your current product variant

Tolerance class	ABMA4	Class 4 (ANSI/ABMA 19.2:2013)
Heat treatment	Standard	
Cage	Standard	Sheet steel cage, window cage, roller-guided
Quality level	Standard	
Number of rows	1	Single-row design

Main Dimensions & Performance Data

d	85,725 mm	Bore diameter
B	29,769 mm	Width, inner ring
C _r	134.000 N	Basic dynamic load rating, radial
C _{0r}	200.000 N	Basic static load rating, radial
C _{ur}	24.600 N	Fatigue load limit, radial
n _G	5.200 1/min	Limiting speed
n _{gr}	3.450 1/min	Thermal speed rating
≈m	0,971 kg	Weight



Mounting dimensions

$d_{a \max}$	93 mm	Maximum diameter of shaft shoulder
$d_{b \min}$	99 mm	Minimum diameter of shaft shoulder
$C_{Ra \min}$	4,4 mm	Minimum axial space
$C_{Rb \max}$	0,4 mm	Maximum axial space
$r_{a \max}$	3,5 mm	Maximum fillet radius of shaft

Dimensions

$r_{1,2 \min}$	3,5 mm	Minimum chamfer dimension of inner ring back face
a	30 mm	Distance between the apexes of the pressure cones
d_1	110,6 mm	Guidance rib diameter of inner ring
E_w	131,702 mm	Outer envelope circle
α	16,5 °	Contact angle






Temperature range

T_{\min}	-30 °C	Operating temperature min.
T_{\max}	120 °C	Operating temperature max.

Calculation factors

e	0,44	Limiting value of F_a/F_r for the applicability of diff. Values of factors X and Y
Y	1,35	Dynamic axial load factor
Y_0	0,74	Static axial load factor

Characteristics

	Radial load
	Axial load in one direction
	Grease Lubrication
	Oil Lubrication
	Not sealed