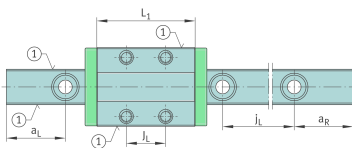
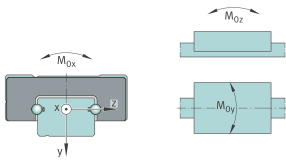
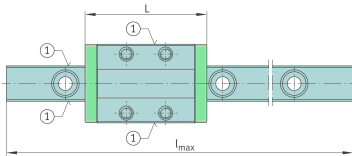
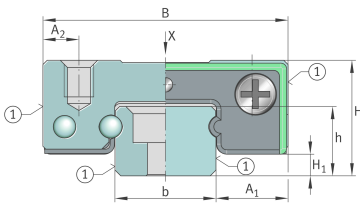
**KWEM09-E-V1-G2**

Miniature Carriage, Standard for Miniature-Guideway, Standard

Miniature Carriage, Standard; for Miniature-Guideway, Standard

Technical information

**Your current product variant**

Size code	09	
Version	E	
Carriage design	/	Standard Design
Preload	V1	Preload class 1
Accuracy class	G2	

Main Dimensions & Performance Data

H	10 mm	Height system
B	20 mm	Width carriage
L	31 mm	Length of carriage
C	1.700 N	Dynamic load rating
C ₀	2.800 N	Basic static load capacity
M _{0x}	11,5 Nm	Static moment rating about X axis
M _{0y}	7,5 Nm	Static moment rating about Y axis
M _{0z}	7,5 Nm	Static moment rating about Z axis
≈m	21 g	Weight



Mounting dimensions

b	9 mm	Width rail
A ₁	5,5 mm	Distance from locating edge on carriage to locating edge on guideway
A ₂	2,5 mm	Distance from locating edge to hole
H ₁	2,35 mm	Free space, system dimension
J _B	15 mm	Hole spacing
J _L	10 mm	Hole Spacing
T ₅	3 mm	Thread depth
A ₃	1,65 mm	Position lubrication connector
G2	M3	Thread size
G2 M _A	1,1 Nm	Maximum tightening torque

Additional information

VMKB_065	KWEM	Material name
----------	------	---------------