



KWEM09-E-WL-PP-V1-G2 [↗](#)

Miniature Carriage, Standard for Miniature-Guideway, Standard

Miniature-Carriage, Wide-Long design, with end wipers; for Miniature guideway, Wide design

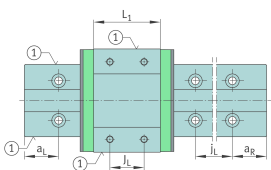
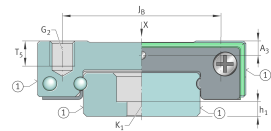
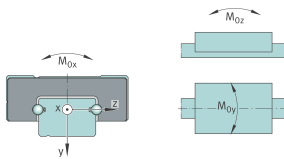
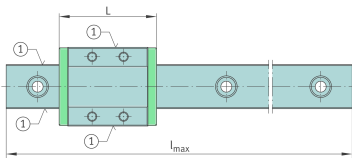
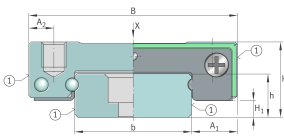
Technical information

Your current product variant

Size code	09	
Version	E	
Carriage design	WL	Wide, long design
Seal	PP	With end wipers in the end pieces
Preload class	V1	Preload class 1
Accuracy class	G2	

Main Dimensions & Performance Data

H	12 mm	Height system
B	30 mm	Width carriage
L	50,5 mm	Length of carriage
C	2.850 N	Dynamic load rating
C ₀	5.850 N	Basic static load capacity
M _{0x}	51,7 Nm	Static moment rating about X axis
M _{0y}	36,1 Nm	Static moment rating about Y axis
M _{0z}	36,1 Nm	Static moment rating about Z axis
≈m	68 g	Weight





Mounting dimensions

b	18 mm	Width rail
A ₁	6 mm	Distance from locating edge on carriage to locating edge on guideway
A ₂	4,5 mm	Distance from locating edge to hole
H ₁	2,5 mm	Free space, system dimension
J _B	23 mm	Hole spacing
J _L	24 mm	Hole Spacing
T ₅	3 mm	Thread depth
A ₃	2,35 mm	Position lubrication connector
G2	M3	Thread size
G2 M _A	1,1 Nm	Maximum tightening torque

Additional information

VMKB_065	KWEM	Material name
----------	------	---------------