

**GF35-DO**

Rod end

Hydraulic rod end, with rectangular welding face, requiring maintenance, sliding contact surface: steel/steel, open design

Technical information



Your current product variant

Clampable	Not clampable
Maintenance	Maintenance required
Mounting	Weldable, rectangular
Lubrication nipple	DIN71412-AM6 (tapered grease nipple)
Slotted	No
Type of Sealing	Without

Main Dimensions & Performance Data

C_r	104.000 N	Basic dynamic load rating, radial
C_{0r}	193.000 N	Basic static load rating, radial
d	35 mm	Bore diameter bearing
d_2	83 mm	Outer eye diameter
l_6	102,5 mm	Total length welding head
D	55 mm	Outside diameter bearing
B	25 mm	Width inner ring
$\approx m$	1,45 kg	Weight



Dimensions

d_K	47 mm	Ball diameter
α	6 °	Tilt angle
C_1	30 mm	Width of the rod end
$C_{1 \max}$	30,6 mm	Width of the rod end, max.
h_2	61 mm	Shank Length Welding Head
d_{UT}	-0,012 mm	Bore diameter bearing, lower tolerance
d_{OT}	0 mm	Bore diameter bearing, upper tolerance
B_{UT}	-0,12 mm	Width inner ring, lower tolerance
B_{OT}	0 mm	Width inner ring, upper tolerance
G_r	0,037-0,1	Radial Clearance
$G_{r\max}$	0,1 mm	Radial clearance, maximum
$G_{r\min}$	0,037 mm	Radial clearance, minimum

Mounting dimensions








$r_{1\min}$	0,6 mm	Edge Spacing
d_1	39,8 mm	Outer flange diameter inner ring

Temperature range

T_{\min}	-60 °C	Operating temperature min.
T_{\max}	200 °C	Operating temperature max.



Characteristics

-  Radial load
-  Axial load in one direction
-  Axial load in two directions
-  Grease Lubrication
-  Not sealed
-  Static angular error and misalignment
-  Dynamic angular error and misalignment