





## Dimensions

$\alpha$	4 °	Tilt angle
C <sub>1</sub>	28 mm	Width of the rod end
C <sub>2</sub>	22 mm	Width
d <sub>K</sub>	44 mm	Ball diameter
d <sub>3</sub>	M27x2	Thread size
d <sub>4</sub>	34 mm	Shank diameter
d <sub>5</sub>	66 mm	Shank diameter, large
d <sub>7</sub>	M10x25	Diameter screw clamp
h <sub>1</sub>	80 mm	Shank Length Internal thread head
l <sub>3</sub>	37 mm	Thread length Internal thread
l <sub>7</sub>	32 mm	Distance drilling with/shaft start
d <sub>UT</sub>	0 mm	Bore diameter bearing, lower tolerance
d <sub>T</sub>	H7	Bore diameter bearing, tolerance
d <sub>OT</sub>	0,025 mm	Bore diameter bearing, upper tolerance
B <sub>UT</sub>	-0,32 mm	Width inner ring, lower tolerance
B <sub>OT</sub>	0 mm	Width inner ring, upper tolerance
M <sub>A</sub>	64 Nm	Tightening torque
F <sub>Z</sub>	50.000 N	Cylinder Force
G <sub>r</sub>	CN	Radial Clearance
G <sub>rmin</sub>	0,025 mm	Radial clearance, minimum
G <sub>rmax</sub>	0,1 mm	Radial clearance, maximum

## Mounting dimensions








r <sub>1smin</sub>	0,6 mm	Edge Spacing
d <sub>1</sub>	38 mm	Outer flange diameter inner ring



### Temperature range

$T_{\min}$	-60 °C	Operating temperature min.
$T_{\max}$	200 °C	Operating temperature max.

### Characteristics

-  Radial load
-  Axial load in one direction
-  Axial load in two directions
-  Grease Lubrication
-  Not sealed
-  Static angular error and misalignment
-  Dynamic angular error and misalignment