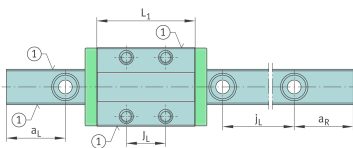
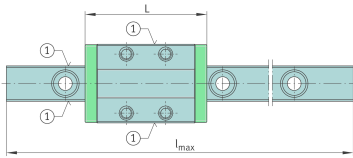
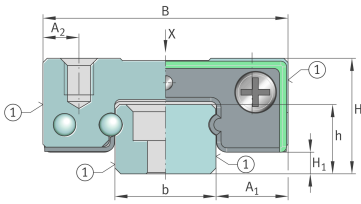
**KWEM07-E-L-V1-G2**

Miniature Carriage, Standard for Miniature-Guideway, Standard

Miniature Carriage, Long design; for Miniature guideway, Standard

Technical information

**Your current product variant**

Size code	07
Version	E
Carriage design	L Long design
Preload class	V1 Preload class 1
Accuracy class	G2

Main Dimensions & Performance Data

H	8 mm	Height system
B	17 mm	Width carriage
L	31,5 mm	Length of carriage
C	1.270 N	Dynamic load rating
C ₀	2.400 N	Basic static load capacity
M _{0x}	7,9 Nm	Static moment rating about X axis
M _{0y}	8,7 Nm	Static moment rating about Y axis
M _{0z}	8,7 Nm	Static moment rating about Z axis
≈m	17 g	Weight



Mounting dimensions

b	7 mm	Width rail
A ₁	5 mm	Distance from locating edge on carriage to locating edge on guideway
A ₂	2,5 mm	Distance from locating edge to hole
H ₁	1,5 mm	Free space, system dimension
J _B	12 mm	Hole spacing
J _L	13 mm	Hole Spacing
T ₅	2,5 mm	Thread depth
A ₃	1,7 mm	Position lubrication connector
G2	M2	Thread size
G2 M _A	0,32 Nm	Maximum tightening torque

Additional information

VMKB_065	KWEM	Material name
----------	------	---------------