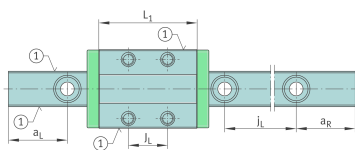
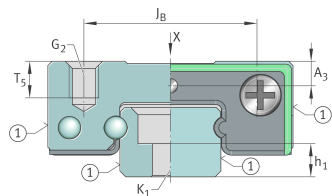
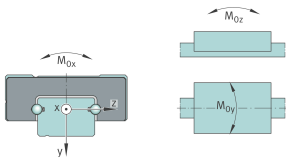
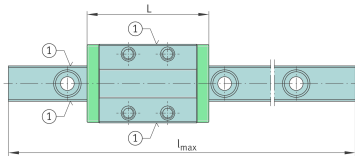
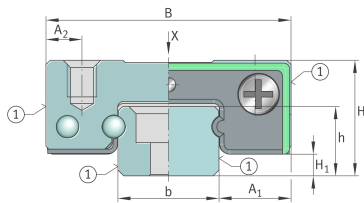


**KWEM07-E-L-PP-V1-G2** [↗](#)

Miniature Carriage, Standard for Miniature-Guideway, Standard

Miniature-Carriage, Long design, with end wipers; for Miniature guideway, Standard

Technical information

**Your current product variant**

Size code	07	
Version	E	
Carriage design	L	Long design
Seal	PP	With end wipers in the end pieces
Preload class	V1	Preload class 1
Accuracy class	G2	

Main Dimensions & Performance Data

H	8 mm	Height system
B	17 mm	Width carriage
L	31,5 mm	Length of carriage
C	1.270 N	Dynamic load rating
C ₀	2.400 N	Basic static load capacity
M _{0x}	7,9 Nm	Static moment rating about X axis
M _{0y}	8,7 Nm	Static moment rating about Y axis
M _{0z}	8,7 Nm	Static moment rating about Z axis
≈m	17 g	Weight



Mounting dimensions

b	7 mm	Width rail
A ₁	5 mm	Distance from locating edge on carriage to locating edge on guideway
A ₂	2,5 mm	Distance from locating edge to hole
H ₁	1,5 mm	Free space, system dimension
J _B	12 mm	Hole spacing
J _L	13 mm	Hole Spacing
T ₅	2,5 mm	Thread depth
A ₃	1,7 mm	Position lubrication connector
G2	M2	Thread size
G2 M _A	0,32 Nm	Maximum tightening torque

Additional information

VMKB_065	KWEM	Material name
----------	------	---------------