

**KWEM07-E-W-V0-G2** [↗](#)

Miniature Carriage, Standard for Miniature-Guideway, Standard

Miniature-Carriage, Wide design; for  
Miniature guideway, Wide design

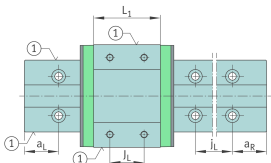
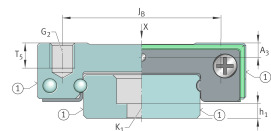
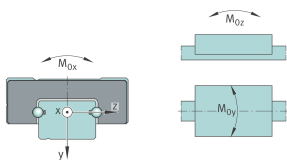
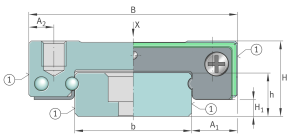
## Technical information

## Your current product variant

Size code	07	
Version	E	
Carriage design	W	Wide design
Preload class	V0	Slight clearance
Accuracy class	G2	

## Main Dimensions &amp; Performance Data

H	9 mm	Height system
B	25 mm	Width carriage
L	31 mm	Length of carriage
C	1.220 N	Dynamic load rating
C <sub>0</sub>	2.200 N	Basic static load capacity
M <sub>0x</sub>	14,7 Nm	Static moment rating about X axis
M <sub>0y</sub>	6,4 Nm	Static moment rating about Y axis
M <sub>0z</sub>	6,4 Nm	Static moment rating about Z axis
≈m	24 g	Weight





### Mounting dimensions

b	14 mm	Width rail
A <sub>1</sub>	55 mm	Distance from locating edge on carriage to locating edge on guideway
A <sub>2</sub>	3 mm	Distance from locating edge to hole
H <sub>1</sub>	2 mm	Free space, system dimension
J <sub>B</sub>	19 mm	Hole spacing
J <sub>L</sub>	10 mm	Hole Spacing
T <sub>5</sub>	3 mm	Thread depth
A <sub>3</sub>	1,7 mm	Position lubrication connector
G2	M3	Thread size
G2 M <sub>A</sub>	1,1 Nm	Maximum tightening torque

### Additional information

VMKB_065	KWEM	Material name
----------	------	---------------