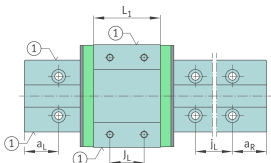
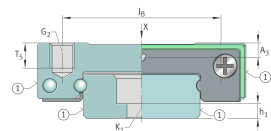
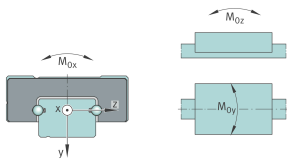
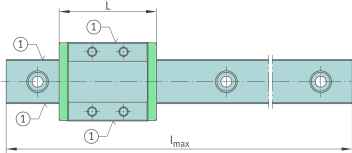
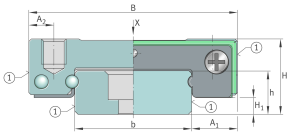


**KWEM07-E-W-PP-V0-G2**

Miniature Carriage, Standard for Miniature-Guideway, Standard

Miniature-Carriage, Wide design, with end wipers; for Miniature guideway, Wide design

Technical information

**Your current product variant**

Size code	07	
Version	E	
Carriage design	W	Wide design
Seal	PP	With end wipers in the end pieces
Preload class	V0	Slight clearance
Accuracy class	G2	

Main Dimensions & Performance Data

H	9 mm	Height system
B	25 mm	Width carriage
L	31 mm	Length of carriage
C	1.220 N	Dynamic load rating
C ₀	2.200 N	Basic static load capacity
M _{0x}	14,7 Nm	Static moment rating about X axis
M _{0y}	6,4 Nm	Static moment rating about Y axis
M _{0z}	6,4 Nm	Static moment rating about Z axis
≈m	24 g	Weight



Mounting dimensions

b	14 mm	Width rail
A ₁	55 mm	Distance from locating edge on carriage to locating edge on guideway
A ₂	3 mm	Distance from locating edge to hole
H ₁	2 mm	Free space, system dimension
J _B	19 mm	Hole spacing
J _L	10 mm	Hole Spacing
T ₅	3 mm	Thread depth
A ₃	1,7 mm	Position lubrication connector
G2	M3	Thread size
G2 M _A	1,1 Nm	Maximum tightening torque

Additional information

VMKB_065	KWEM	Material name
----------	------	---------------