

**KWEM12-E-L-PP-V0-G2** [↗](#)

Miniature Carriage, Standard for Miniature-Guideway, Standard

Miniature-Carriage, Long design, with end wipers; for Miniature guideway, Standard

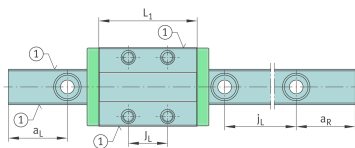
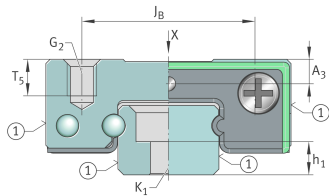
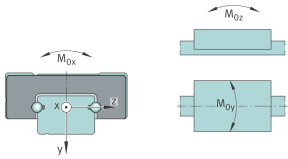
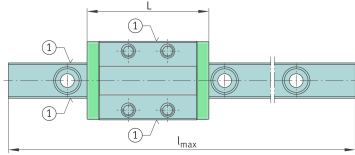
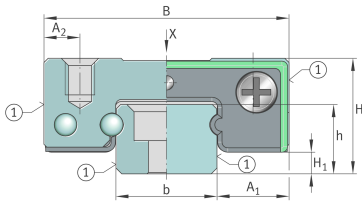
Technical information

Your current product variant

Size code	12	
Version	E	
Carriage design	L	Long design
Seal	PP	With end wipers in the end pieces
Preload	V0	Slight clearance
Accuracy class	G2	

Main Dimensions & Performance Data

H	13 mm	Height system
B	27 mm	Width carriage
L	46,5 mm	Length of carriage
C	3.550 N	Dynamic load rating
C ₀	6.300 N	Basic static load capacity
M _{0x}	35,9 Nm	Static moment rating about X axis
M _{0y}	33,4 Nm	Static moment rating about Y axis
M _{0z}	33,4 Nm	Static moment rating about Z axis
≈m	57 g	Weight





Mounting dimensions

b	12 mm	Width rail
A ₁	7,5 mm	Distance from locating edge on carriage to locating edge on guideway
A ₂	3,5 mm	Distance from locating edge to hole
H ₁	3,35 mm	Free space, system dimension
J _B	20 mm	Hole spacing
J _L	20 mm	Hole Spacing
T ₅	3,5 mm	Thread depth
A ₃	2,65 mm	Position lubrication connector
G2	M3	Thread size
G2 M _A	1,1 Nm	Maximum tightening torque

Additional information

VMKB_065	KWEM	Material name
----------	------	---------------