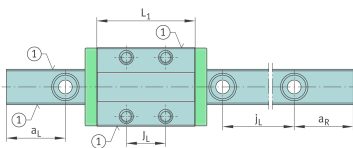
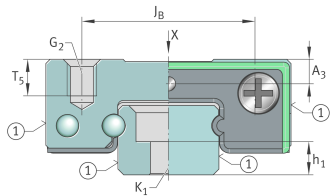
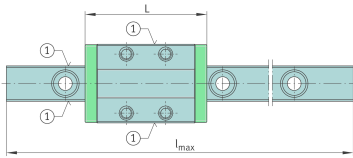
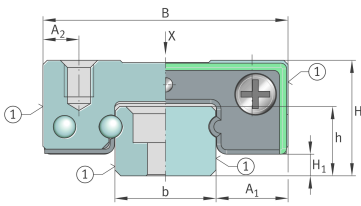


**KWEM12-E-PP-V0-G2** [↗](#)

Miniature Carriage, Standard for Miniature-Guideway, Standard

Miniature-Carriage, Standard, with end wipers; for Miniature guideway, Standard

## Technical information

**Your current product variant**

Size code	12	
Version	E	
Carriage design	/	Standard Design
Seal	PP	With end wipers in the end pieces
Preload	V0	Slight clearance
Accuracy class	G2	

**Main Dimensions & Performance Data**

H	13 mm	Height system
B	27 mm	Width carriage
L	35 mm	Length of carriage
C	2.500 N	Dynamic load rating
C <sub>0</sub>	3.900 N	Basic static load capacity
M <sub>0x</sub>	21,5 Nm	Static moment rating about X axis
M <sub>0y</sub>	11,7 Nm	Static moment rating about Y axis
M <sub>0z</sub>	11,7 Nm	Static moment rating about Z axis
≈m	41 g	Weight



### Mounting dimensions

b	12 mm	Width rail
A <sub>1</sub>	7,5 mm	Distance from locating edge on carriage to locating edge on guideway
A <sub>2</sub>	3,5 mm	Distance from locating edge to hole
H <sub>1</sub>	3,35 mm	Free space, system dimension
J <sub>B</sub>	20 mm	Hole spacing
J <sub>L</sub>	15 mm	Hole Spacing
T <sub>5</sub>	3,5 mm	Thread depth
A <sub>3</sub>	2,65 mm	Position lubrication connector
G2	M3	Thread size
G2 M <sub>A</sub>	1,1 Nm	Maximum tightening torque

### Additional information

VMKB_065	KWEM	Material name
----------	------	---------------