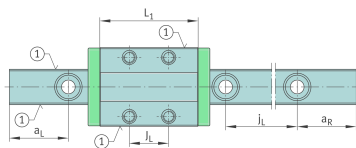
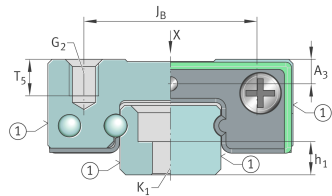
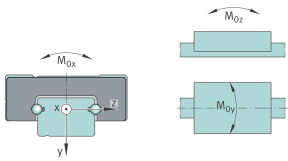
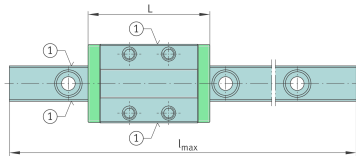
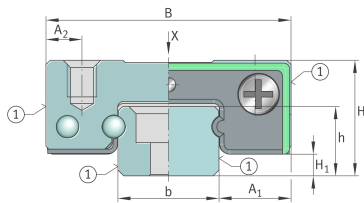
**KWEM15-E-L-V0-G2**

Miniature Carriage, Standard for Miniature-Guideway, Standard

Miniature Carriage, Long design; for Miniature guideway, Standard

Technical information



Your current product variant

Size code	15
Version	E
Carriage design	L Long design
Preload class	V0 Slight clearance
Accuracy class	G2

Main Dimensions & Performance Data

H	16 mm	Height system
B	32 mm	Width carriage
L	62 mm	Length of carriage
C	5.500 N	Dynamic load rating
C ₀	9.800 N	Basic static load capacity
M _{0x}	64,1 Nm	Static moment rating about X axis
M _{0y}	63,3 Nm	Static moment rating about Y axis
M _{0z}	63,3 Nm	Static moment rating about Z axis
≈m	119 g	Weight



Mounting dimensions

b	15 mm	Width rail
A ₁	8,5 mm	Distance from locating edge on carriage to locating edge on guideway
A ₂	3,5 mm	Distance from locating edge to hole
H ₁	4 mm	Free space, system dimension
J _B	25 mm	Hole spacing
J _L	25 mm	Hole Spacing
T ₅	4 mm	Thread depth
A ₃	2,3 mm	Position lubrication connector
G2	M3	Thread size
G2 M _A	1,1 Nm	Maximum tightening torque

Additional information

VMKB_065	KWEM	Material name
----------	------	---------------