

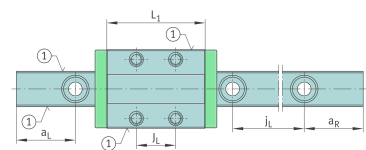
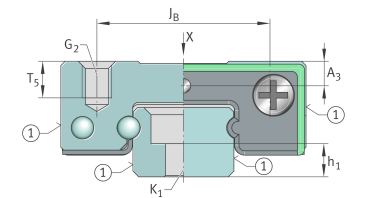
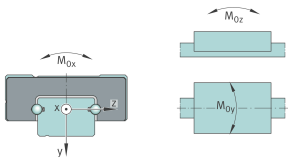
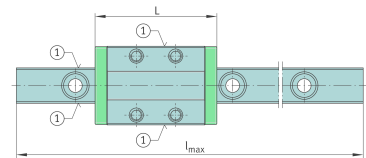
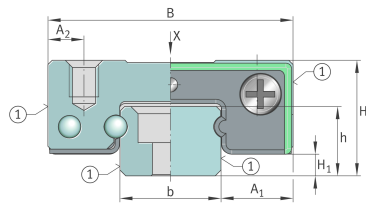


KWEM15-E-PP-V0-G2 [↗](#)

Miniature Carriage, Standard for Miniature-Guideway, Standard

Miniature-Carriage, Standard, with end wipers; for Miniature guideway, Standard

Technical information



Your current product variant

Size Code	15	
Version	E	
Carriage design	/	Standard Design
Seal	PP	With end wipers in the end pieces
Preload	V0	Slight clearance
Accuracy class	G2	

Main Dimensions & Performance Data

H	16 mm	Height system
B	32 mm	Width carriage
L	44 mm	Length of carriage
C	3.900 N	Dynamic load rating
C ₀	5.850 N	Basic static load capacity
M _{0x}	38,9 Nm	Static moment rating about X axis
M _{0y}	23,9 Nm	Static moment rating about Y axis
M _{0z}	23,9 Nm	Static moment rating about Z axis
≈m	80 g	Weight



Mounting dimensions

b	15 mm	Width rail
A ₁	8,5 mm	Distance from locating edge on carriage to locating edge on guideway
A ₂	3,5 mm	Distance from locating edge to hole
H ₁	4 mm	Free space, system dimension
J _B	25 mm	Hole spacing
J _L	20 mm	Hole Spacing
T ₅	4 mm	Thread depth
A ₃	2,3 mm	Position lubrication connector
G2	M3	Thread size
G2 M _A	1,1 Nm	Maximum tightening torque

Additional information

VMKB_065	KWEM	Material name
----------	------	---------------