

**KWEM15-E-W-PP-V0-G2**

Miniature Carriage, Standard for Miniature-Guideway, Standard

Miniature-Carriage, Wide design, with end wipers; for Miniature guideway, Wide design

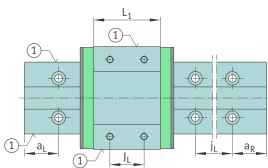
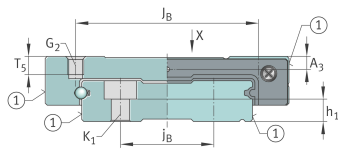
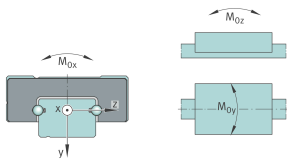
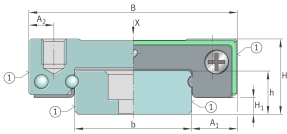
Technical information

Your current product variant

Size code	15	
Version	E	
Carriage design	W	Wide design
Seal	PP	With end wipers in the end pieces
Preload class	V0	Slight clearance
Accuracy class	G2	

Main Dimensions & Performance Data

H	16 mm	Height system
B	60 mm	Width carriage
L	55,5 mm	Length of carriage
C	5.000 N	Dynamic load rating
C ₀	8.500 N	Basic static load capacity
M _{0x}	178,8 Nm	Static moment rating about X axis
M _{0y}	54,3 Nm	Static moment rating about Y axis
M _{0z}	54,3 Nm	Static moment rating about Z axis
≈m	169 g	Weight





Mounting dimensions

b	42 mm	Width rail
A ₁	9 mm	Distance from locating edge on carriage to locating edge on guideway
A ₂	7,5 mm	Distance from locating edge to hole
H ₁	4 mm	Free space, system dimension
J _B	45 mm	Hole spacing
J _L	20 mm	Hole Spacing
T ₅	4,5 mm	Thread depth
A ₃	2,7 mm	Position lubrication connector
G2	M4	Thread size
G2 M _A	2,6 Nm	Maximum tightening torque

Additional information

VMKB_065	KWEM	Material name
----------	------	---------------