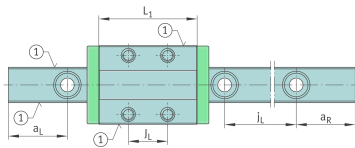
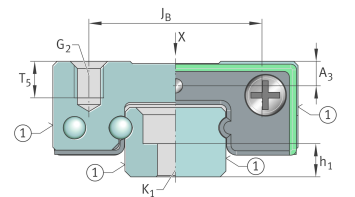
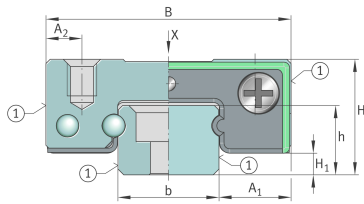


**TKDM07X1000-E-EWL-G2** [↗](#)

Miniature Guideway for Miniature-Carriage, Standard design

Miniature Guideway; for Miniature-Carriage,
Standard and Long design

Technical information

**Your current product variant**

Size code	07
Length	~1000
Version	E
Accuracy class	G2

Main Dimensions & Performance Data

h	4,8 mm	Height
b	7 mm	Width rail
l _{max}	1.000 mm	Max length single piece guideway
≈m	0,223 kg	Weight

Mounting dimensions

h ₁	2,3 mm	Length
j _L	15 mm	Increment
a _{L min}	4 mm	Distance between start of guideway and nearest hole
a _{L max}	11 mm	Distance between start of guideway and nearest hole
a _{R min}	4 mm	Distance between end of guideway and nearest hole
a _{R max}	11 mm	Distance between end of guideway and nearest hole
K ₁	M2	Thread
K1 M _A	0,32 Nm	Tightening torque

Additional information

VMKB_064	TKDM	Material name
----------	------	---------------