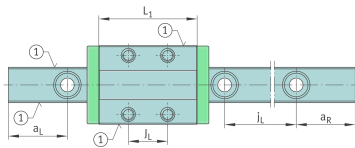
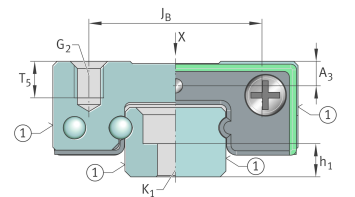
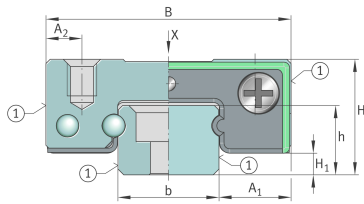


**TKDM12X2000-E-EWL-G2** [↗](#)

Miniature Guideway for Miniature-Carriage, Standard design

Miniature Guideway; for Miniature-Carriage,
Standard and Long design

Technical information

**Your current product variant**

Size code	12
Length	~2000
Version	E
Accuracy class	G2

Main Dimensions & Performance Data

h	8,8 mm	Height
b	12 mm	Width rail
l _{max}	2.000 mm	Max length single piece guideway
≈m	1,5 kg	Weight

Mounting dimensions

h ₁	4,3 mm	Length
j _L	25 mm	Increment
a _{L min}	5 mm	Distance between start of guideway and nearest hole
a _{L max}	20 mm	Distance between start of guideway and nearest hole
a _{R min}	5 mm	Distance between end of guideway and nearest hole
a _{R max}	20 mm	Distance between end of guideway and nearest hole
K ₁	M3	Thread
K1 M _A	1,1 Nm	Tightening torque

Additional information

VMKB_064	TKDM	Material name
----------	------	---------------