

**KWEM09-E-W-V1-G2** [↗](#)

Miniature Carriage, Standard for Miniature-Guideway, Standard

Miniature-Carriage, Wide design; for
Miniature guideway, Wide design

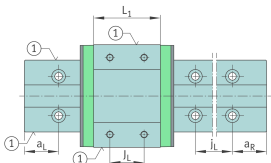
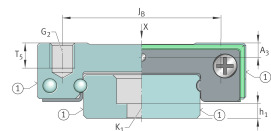
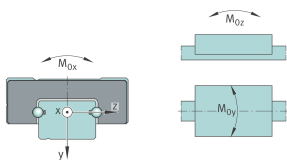
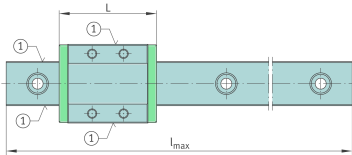
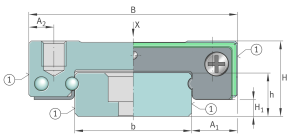
Technical information

Your current product variant

Size code	09	
Version	E	
Carriage design	W	Wide design
Preload	V1	Preload class 1
Accuracy class	G2	

Main Dimensions & Performance Data

H	12 mm	Height system
B	30 mm	Width carriage
L	39 mm	Length of carriage
C	2.160 N	Dynamic load rating
C ₀	4.050 N	Basic static load capacity
M _{0x}	36,2 Nm	Static moment rating about X axis
M _{0y}	17,3 Nm	Static moment rating about Y axis
M _{0z}	17,3 Nm	Static moment rating about Z axis
≈m	51 g	Weight





Mounting dimensions

b	18 mm	Width rail
A ₁	6 mm	Distance from locating edge on carriage to locating edge on guideway
A ₂	4,5 mm	Distance from locating edge to hole
H ₁	2,5 mm	Free space, system dimension
J _B	21 mm	Hole spacing
J _L	12 mm	Hole Spacing
T ₅	3 mm	Thread depth
A ₃	2,35 mm	Position lubrication connector
G2	M3	Thread size
G2 M _A	1,1 Nm	Maximum tightening torque

Additional information

VMKB_065	KWEM	Material name
----------	------	---------------