

**GE40-FW-2RS**

## Spherical plain bearing

Radial spherical plain bearing, maintenance-free, sliding layer: ELGOGLIDE, inner ring curved surface with hard chromium coating, DIN ISO 12240-1, dimension series G, sealed

## Technical information

**Your current product variant**

Maintenance	Maintenance free
Sealing	2RS Lip seal on both sides
Bore lining	Without
Coating	Without
Fabric	ELGOGLIDE
Material	Steel

**Main Dimensions & Performance Data**

d	40 mm	Bore diameter bearing
C <sub>r</sub>	360.000 N	Basic dynamic load rating, radial
D	68 mm	Outside diameter bearing
B	40 mm	Width inner ring
C	25 mm	Width Outer ring
C <sub>0r</sub>	600.000 N	Basic static load rating, radial
m	0,512 kg	Weight

**Mounting dimensions**

r <sub>1min</sub>	0,6 mm	Edge Spacing
r <sub>2min</sub>	1 mm	Edge Spacing
D <sub>amin</sub>	57 mm	Housing Connection Diameter
d <sub>amax</sub>	44,7 mm	Connection measurement, inner ring










## Dimensions

$d_K$	60 mm	Ball diameter
$\alpha$	17 °	Tilt angle
$D_{OT}$	0 mm	Outside diameter, upper tolerance
$D_{UT}$	-0,013 mm	Outside diameter, lower tolerance
$B_{OT}$	0 mm	Width inner ring, upper tolerance
$d_{UT}$	-0,012 mm	Bore diameter bearing, lower tolerance
$B_{UT}$	-0,12 mm	Width inner ring, lower tolerance
$d_{OT}$	0 mm	Bore diameter bearing, upper tolerance
$C_{OT}$	0 mm	Width outer ring, upper tolerance
$C_{UT}$	-0,3 mm	Width outer ring, lower tolerance
$G_r$	0 - 0,06	Radial Clearance
$G_{rmax}$	0,06 mm	Radial clearance, maximum
$G_{rmin}$	0 mm	Radial clearance, minimum

## Temperature range

$T_{min}$	-30 °C	Operating temperature min.
$T_{max}$	130 °C	Operating temperature max.

## Characteristics

	Radial load
	Axial load in one direction
	Axial load in two directions
	Lifetime lubrication, freedom from maintenance
	Sealed on both sides
	Static angular error and misalignment
	Dynamic angular error and misalignment