

**GE100-DO-2RS** [↗](#)

## Spherical plain bearing

High performance radial spherical plain bearing, requiring maintenance, sliding contact surface: steel/steel, DIN ISO 12240-1, dimension series E, sealed  
High-performance: For highest load rating and lifetime demands

## Technical information



## Your current product variant

Maintenance	Maintenance required	
Material	Steel	
Type of Sealing	2RS	Lip seals on both sides
Radial internal clearance	CN (Group N)	Normal internal clearance
Coating	Durotect M	Inner- and outer ring coated with Durotect M (Manganese Phosphate)

## Main Dimensions &amp; Performance Data

d	100 mm	Bore diameter bearing
D	150 mm	Outside diameter bearing
B	70 mm	Width inner ring
C <sub>r</sub>	790.000 N	Basic dynamic load rating, radial
C <sub>0r</sub>	3.040.000 N	Basic static load rating, radial
≈m	4,171 kg	Weight

## Mounting dimensions

r <sub>1smin</sub>	1 mm	Edge Spacing
r <sub>2smin</sub>	1 mm	Edge Spacing
d <sub>a max</sub>	109,5 mm	Connection measure Inner ring
D <sub>a min</sub>	123 mm	Housing Connection Diameter










## Dimensions

C	55 mm	Width Outer ring
d <sub>K</sub>	130 mm	Ball diameter
α	7 °	Tilt angle
d <sub>OT</sub>	0 mm	Bore diameter bearing, upper tolerance
d <sub>UT</sub>	-0,02 mm	Bore diameter bearing, lower tolerance
D <sub>OT</sub>	0 mm	Outside diameter, upper tolerance
D <sub>UT</sub>	-0,018 mm	Outside diameter, lower tolerance
B <sub>OT</sub>	0 mm	Width inner ring, upper tolerance
B <sub>UT</sub>	-0,2 mm	Width inner ring, lower tolerance
C <sub>OT</sub>	0 mm	Width outer ring, upper tolerance
C <sub>UT</sub>	-0,5 mm	Width outer ring, lower tolerance
G <sub>r</sub>	0,085 - 0,165	Radial Clearance
G <sub>rmax</sub>	0,165 mm	Radial clearance, maximum
G <sub>rmin</sub>	0,085 mm	Radial clearance, minimum

## Temperature range

T <sub>min</sub>	-30 °C	Operating temperature min.
T <sub>max</sub>	130 °C	Operating temperature max.

## Characteristics

-  Radial load
-  Axial load in one direction
-  Axial load in two directions
-  Grease Lubrication
-  Sealed on both sides
-  Static angular error and misalignment
-  Dynamic angular error and misalignment