

**GE40-DO-2RS-C2** [↗](#)

## Spherical plain bearing

High performance radial spherical plain bearing, requiring maintenance, sliding contact surface: steel/steel, DIN ISO 12240-1, dimension series E, sealed High-performance: For highest load rating and lifetime demands

## Technical information



## Your current product variant

Maintenance	Maintenance required	
Material	Steel	
Type of Seal	2RS	Lip seals on both sides
Radial internal clearance	C2 (Group 2)	Internal clearance smaller than CN
Coating	Durotect M	Inner- and outer ring coated with Durotect M (Manganese Phosphate)

## Main Dimensions &amp; Performance Data

d	40 mm	Bore diameter bearing
D	62 mm	Outside diameter bearing
B	28 mm	Width inner ring
C <sub>r</sub>	129.000 N	Basic dynamic load rating, radial
C <sub>0r</sub>	496.000 N	Basic static load rating, radial
≈m	0,297 kg	Weight

## Mounting dimensions

r <sub>1smin</sub>	0,6 mm	Edge Spacing
r <sub>2smin</sub>	1 mm	Edge Spacing
d <sub>a max</sub>	45 mm	Connection measure Inner ring
D <sub>a min</sub>	51 mm	Housing Connection Diameter










## Dimensions

C	22 mm	Width Outer ring
d <sub>K</sub>	53 mm	Ball diameter
α	7 °	Tilt angle
d <sub>OT</sub>	0 mm	Bore diameter bearing, upper tolerance
d <sub>UT</sub>	-0,012 mm	Bore diameter bearing, lower tolerance
D <sub>OT</sub>	0 mm	Outside diameter, upper tolerance
D <sub>UT</sub>	-0,013 mm	Outside diameter, lower tolerance
B <sub>OT</sub>	0 mm	Width inner ring, upper tolerance
B <sub>UT</sub>	-0,12 mm	Width inner ring, lower tolerance
C <sub>OT</sub>	0 mm	Width outer ring, upper tolerance
C <sub>UT</sub>	-0,3 mm	Width outer ring, lower tolerance
G <sub>r</sub>	0,015 - 0,06	Radial Clearance
G <sub>rmax</sub>	0,12 mm	Radial clearance, maximum
G <sub>rmin</sub>	0,06 mm	Radial clearance, minimum

## Temperature range

T <sub>min</sub>	-30 °C	Operating temperature min.
T <sub>max</sub>	130 °C	Operating temperature max.

## Characteristics

-  Radial load
-  Axial load in one direction
-  Axial load in two directions
-  Grease Lubrication
-  Sealed on both sides
-  Static angular error and misalignment
-  Dynamic angular error and misalignment