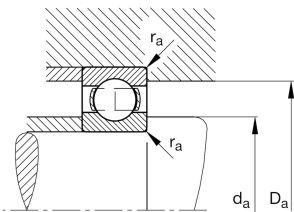
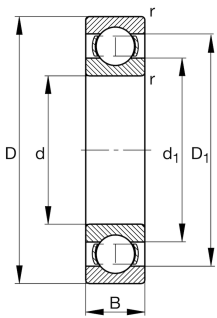
**FAG****6311-M-J20AA-C4**

Deep groove ball bearing

Deep groove ball bearing 63..-M-J20AA,  
single row, solid brass cage, ceramic coated

## Technical information



## Your current product variant

Type of Sealing	Without	Not sealed
Cage	M	Solid brass cage, rolling element guided
Tolerance class	PN	Normal (PN)
Dimensional / heat stabilization	S0	Rings dimensional stabilized up to 150°
Lubricant	Without	Bearing not greased
Radial internal clearance	C4 (Group 4)	Internal clearance larger than C3
Bore type	Z	Cylindrical
Coating	J20AA	Current insulation, outer ring ceramic coated

## Main Dimensions &amp; Performance Data

d	55 mm	Bore diameter
D	120 mm	Outside diameter
B	29 mm	Width
C <sub>r</sub>	83.000 N	Basic dynamic load rating, radial
C <sub>0r</sub>	47.500 N	Basic static load rating, radial
C <sub>ur</sub>	3.250 N	Fatigue load limit, radial
n <sub>G</sub>	11.000 1/min	Limiting speed
n <sub>gr</sub>	7.100 1/min	Reference speed
≈m	1,616 kg	Weight



### Mounting dimensions

$d_{a \min}$	66 mm	Minimum diameter shaft shoulder
$D_{a \max}$	109 mm	Maximum diameter of housing shoulder
$r_{a \max}$	2 mm	Maximum fillet radius

### Dimensions

$r_{\min}$	2 mm	Minimum chamfer dimension
$D_1$	101,4 mm	Shoulder diameter outer ring
$d_1$	75,2 mm	Shoulder diameter inner ring








### Temperature range

$T_{\min}$	-30 °C	Operating temperature min.
$T_{\max}$	150 °C	Operating temperature max.

### Calculation factors

$f_0$	12,9	Calculation factor
-------	------	--------------------

### Characteristics

	Radial load
	Axial load in one direction
	Axial load in two directions
	Grease Lubrication
	Oil Lubrication
	Not sealed
	Current insulated